

BRITISH COLUMBIA HOUSING MANAGEMENT COMMISSION

Statement of Financial Information

Required under the *Financial Information Act*

March 31, 2023

BRITISH COLUMBIA HOUSING MANAGEMENT COMMISSION

Statement of Financial Information
Required under the *Financial Information Act*


March 31, 2023

Index	Page
Statement of Financial Information Approval*	2
Management Report*	3
Financial Statements	4
Schedule of Guarantee and Indemnity Agreements*	5
Schedule of Employee Remuneration and Expenses	6
Schedule of Severance Agreements*	18
Schedule of Payments to Suppliers of Goods and Services	19
Reconciliation of Expenditures	34

* Prepared pursuant to the *Financial Information Regulation, Schedule 1, section 9*

British Columbia Housing Management Commission
Statement of Financial Information Approval*

The undersigned represents the Board of Commissioners of the British Columbia Housing Management Commission and approves all the statements and schedules included in this Statement of Financial Information produced under the *Financial Information Act*.

A handwritten signature in black ink, appearing to read "Russ Jones", is written over a solid horizontal line.

Russ Jones
Chair, Audit and Risk Management Committee
May 26, 2023

* Prepared pursuant to the *Financial Information Regulation, Schedule 1, section 9*

British Columbia Housing Management Commission
Management Report*

The Financial Statements contained in this Statement of Financial Information under the *Financial Information Act* have been prepared by management in accordance with generally accepted accounting principles or stated accounting principles and the integrity and objectivity of these statements are management's responsibility. Management is responsible for all the statements and schedules and for ensuring that this information is consistent, where appropriate, with the information contained in the financial statements.

Management is also responsible for implementing and maintaining a system of internal controls to provide reasonable assurance that reliable financial information is produced.

The British Columbia Housing Management Commission's Board of Commissioners is responsible for ensuring that management fulfils its responsibilities for financial reporting and internal control.

The external auditors, PricewaterhouseCoopers LLP, conduct an independent examination, in accordance with generally accepted auditing standards, and express their opinion on the financial statements. Their examination does not relate to the other schedules and statements required by the Act. Their examination includes a review and evaluation of the British Columbia Housing Management Commission's system of internal control and appropriate tests and procedures to provide reasonable assurance that the financial statements are presented fairly. The external auditors have full and free access to the British Columbia Housing Management Commission's Board of Commissioners.

On behalf of the British Columbia Housing Management Commission,



Vincent Tong
Chief Executive Officer
May 26, 2023



Sarf Ahmed
Acting Chief Financial Officer
May 26, 2023

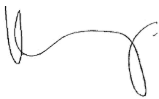
* Prepared pursuant to the *Financial Information Regulation, Schedule 1, Section 9*

British Columbia Housing Management Commission
Financial Statements

*** BCH 2022-23 Financial Statements***

British Columbia Housing Management Commission
Schedule of Guarantee and Indemnity Agreements*

The British Columbia Housing Management Commission has not given any guarantees or indemnities under the Guarantees and Indemnities Regulation.



Vincent Tong
Chief Executive Officer
May 26, 2023

** Prepared under the Financial Information Regulation, Schedule 1, section 5*

British Columbia Housing Management Commission
Schedule of Employee Remuneration and Expenses
For the Year Ended March 31, 2023

Member of the Board of Commissioners

Name	Position	Remuneration	Expenses
Doyle, Cassie	Board Chair	\$ 10,326	\$ 97
Carle-Thiesson, Barbara	Commissioner and Chair of Audit and Risk Management Committee	6,353	2,690
Granek, Joanne	Commissioner and Chair of Governance and Human Resources Committee	6,332	4,203
Gurstein, Penny	Commissioner and Chair of the Community Relations Committee	5,582	173
Sahota, Sonia	Commissioner	4,288	-
Pateman, Kerry	Commissioner	5,038	1,696
Staniscia, Perry	Commissioner and Chair of Capital Review Committee	6,082	764
Russell-Csanyi, Susan	Commissioner	4,538	236
Allan Seckel	Board Chair	31,215	-
Jill Kot	Director, and Chair of Business Transformation Committee, and Interim Chair of Community Relations Committee	22,672	2,175
Sheila Taylor	Director and Chair of Governance and Human Resources Committee	17,510	1,016
Russ Jones	Director and Chair of Audit and Risk Management Committee	17,276	2,984
Clifford White	Director and Chair of Capital Review Committee	14,724	-
Douglas White	Director and Chair of Community Relations Committee	5,421	-
Mark Sieben	Director and Chair of Community Relations Committee	-	-
Total		\$ 102,425	\$ 12,033

Employees with remuneration over \$75,000

Name	Position	Remuneration	Expenses
Abeabe, Nikos	Food Services Coordinator	\$ 79,424	\$ -
Aberdeen, Ikenna	Project Technologist	75,347	-
Abubakari, Yacubu	Project Technologist	77,861	1,601
Afrin, Sadia	Manager, Commissioning	105,978	906
Akopova, Karine	Senior Supply Chain Specialist	83,003	-
Aladi, Doris	Housing & Health Nurse	89,782	3,426
Alavian, Poyan (Paul)	Construction Project Manager	88,930	2,193
Allen, Stephanie	Vice President, Strategic Business Operations and Performance	219,125	58
Ambros, Cornel	Maintenance Worker	75,807	4
Amedi, Amin	Shift Engineer	75,928	779
Andersen, Serena	Coordinated Access and Assessment Manager	83,038	4,570
Angeles, Maricar	Housing and Health Nurse	107,355	1,434
Antosko, Lindsey	Property Portfolio Manager	80,726	7,860
Aoki, Rachel	Business Systems Analyst (HR)	94,722	1,273
Austin, Martin	Acting Associate Vice President, Asset Strategies	174,455	605
Ayala-Davidson, Ali	Portfolio Manager - Women's Transition Housing and Support Program	87,419	1,450
Azadeh, Arash	Senior Technical Officer	88,581	374
Azimi, Sherry	Procurement Specialist	77,070	1,575
Bai, Ren	Senior Technical Officer	88,896	-
Baillie, Kirsten	Development Manager	107,691	3,064
Baker, Tyler	Director, Regional Development, Interior Region	170,975	8,468
Barnaby, Darcee	Senior Supply Chain Specialist	83,110	-
Barodawalla, Abbas	Vice President, Corporate Services and Chief Financial Officer	273,788	305
Baskharon, Georgina	Engineering Technologist	89,364	575
Bate, Susan	Executive Assistant to CEO	77,597	41
Bean, Jonathan	Manager Quality and Training	81,767	-
Beerens, Christie	Deputy Registrar, Licensing	112,746	2,383
Begent-Connors, Kate	Acting Vice President, Strategic Business Operations and Performance	149,832	601
Bell, David	Accountant	75,429	-
Bertrand, Janet	Coordinated Access & Assessment Manager	111,320	5,876
Bevan, Thomas	Development Manager	105,257	7,534
Bhulji, Haafiz	Non Profit Portfolio Manager	88,741	163
Birmingham, Michael	Development Manager	101,440	2,602
Blackwell, Jocelan	Manager, Procurement	82,400	-
Borghese, Matthew	Senior Communications Advisor, Media Relations & Issues Management	91,788	620
Borja, Veronica	Project Technologist	75,417	959
Boskovic, Medina (Dina)	Property Portfolio Manager	82,663	565
Bowser, Fred	Project Technologist	84,781	16,000
Brander, Tammy	Regional Operations Manager	95,039	2,788
Breakspear, Jennifer	Associate Vice President, Operations (Fraser Valley & Vancouver Coastal)	172,391	10,243
Bridgman, Jessica	Manager, Audit Services	90,501	-
Broadhead, Joshua	Development Manager	144,303	8,712
Brodie, Matthew	Development Manager	108,101	6,675
Brunemeyer, Naomi	Director, Regional Development, Lower Mainland	180,592	4,253
Buchanan, Cindy	Internal Audit Advisor	117,139	3,648
Buday, Imrich	Application Developer	98,246	-

Employees with remuneration over \$75,000 (continued)

Name	Position	Remuneration	Expenses
Bulmez, Daniel	Manager, Portfolio Leasing	\$ 103,098	\$ 788
Cai, Jin Ming (Carl)	Budget Financial Analyst	\$ 83,840	\$ -
Cairns, Alexander	Property Agent	\$ 84,920	\$ 295
Callaghan, Alexandra	Manager, Tenant Engagement	\$ 80,676	\$ -
Camirand, Matthew	Supportive Housing Advisor	\$ 105,571	\$ 2,008
Campbell, Donovan	Project Technologist	\$ 94,105	\$ 23,921
Campbell, Scott	Manager, Housing Partners Performance	\$ 92,946	\$ 4,272
Cao, Yu Hui (James)	Manager, Business Applications Development	\$ 108,652	\$ -
Chamberlin, Tim	Senior Communications Advisor, Media Relations & Issues Management	\$ 82,962	\$ 62
Chan, Katherine	Acting Manager, Capital Improvements	\$ 94,079	\$ 2,442
Chan, Kevin	Platform Technology Engineer	\$ 95,415	\$ -
Chan, Steven	Manager, Project Planning	\$ 100,572	\$ 1,422
Chand, Sarita	Senior Tenant Support Worker	\$ 79,706	\$ 2,484
Changfoot, Craig	Manager, Capital Improvements	\$ 115,361	\$ 934
Chapman, Elizabeth (Lisa)	Development Manager	\$ 101,989	\$ -
Charkhchi, Bahareh	Audit Services Specialist	\$ 81,630	\$ -
Charlton, Douglas	Security and Emergency Program Coordinator	\$ 86,932	\$ 7,651
Cheng, Ju-Ling (Lynn)	Lending Officer	\$ 80,971	\$ -
Cheng, Lawrence	Director, Technology Planning	\$ 142,992	\$ -
Cherkas, Robert	DAS Administrative Coordinator	\$ 78,323	\$ 652
Cheung, Allan	Project Technologist	\$ 78,818	\$ 1,441
Chiew, Ryan	Senior Development Manager	\$ 140,154	\$ 539
Choudhary, Abhilasha (Abby)	Infrastructure Support Analyst	\$ 94,483	\$ -
Chow, Amy	Supervisor, Leave, Benefits & HR Systems	\$ 89,191	\$ -
Chow, David	Property Portfolio Manager	\$ 82,760	\$ 3,475
Chow, Jason	Senior Manager, Major Renewal Projects AS	\$ 126,544	\$ 82
Chow, Nicholas	Senior Accounting Officer	\$ 81,618	\$ -
Chow, Ruby	Development Manager	\$ 93,171	\$ 658
Chterbik, Igor	Property Portfolio Manager	\$ 82,865	\$ 1,758
Chuah, Jessica	Development Manager	\$ 75,814	\$ 252
Chung, Kimberley	Development Manager	\$ 93,803	\$ -
Clarke, Roger	Chief Power Engineer	\$ 114,417	\$ 774
Claudio, Melissa	Complaints Resolution Program Manager	\$ 75,702	\$ -
Coelho, Ana Luisa	Project Technologist	\$ 77,416	\$ 2,874
Comeau, Jordan	Project Technologist	\$ 79,506	\$ 8,079
Cornell, Jeffrey	Director, Security & Emergency Services	\$ 121,993	\$ 554
Coutts, Andrea	Manager, Stakeholder Engagement & Partnerships	\$ 95,271	\$ 1,167
Crasto, Steven	Manager, IT Programs	\$ 117,759	\$ 177
Cruz, Maria Jennifer	Supervisor Applicant Services	\$ 79,750	\$ -
Cullen, Patrick	Security and Emergency Program Coordinator	\$ 95,998	\$ 4,101
Curtin, Jonathan	Project Technologist	\$ 83,680	\$ 1,245
Dao, Thanh Thuan (Tony)	Manager, Capital Improvements	\$ 108,443	\$ 1,620
Davis, Tyler	Senior Communications Advisor, Employee Communications	\$ 81,205	\$ 5,564
de Vos, Esther	Executive Director, Research	\$ 170,357	\$ 3,986
De Wynter, Sandy	Director, Financial Analysis & Government Relations	\$ 143,145	\$ 2,048
Dehnadi, Baharnaz	Portfolio Manager - WTHS Program	\$ 84,217	\$ 3,926

Employees with remuneration over \$75,000 (continued)

Name	Position	Remuneration	Expenses
Delos Reyes, Jocelyn	Senior Mortgage Administrator	\$ 78,075	\$ -
Des Roches, Marcia Katheryn	Executive Director, Audit Advisory Services	\$ 171,284	\$ 3,397
Dhaliwal, Davinder (Dave)	Non Profit Portfolio Manager	\$ 88,982	\$ 894
Dhillon, Manikarun (Mani)	Application Developer	\$ 92,377	\$ -
Diebel, Desiree	Programs Analyst, Women's Transition Housing and Supports Program	\$ 78,388	\$ 382
Djasic, Stefan	Project Technologist	\$ 83,088	\$ 5,369
Double, Derek	Director, Facilities Maintenance	\$ 141,078	\$ 929
Drobot, Nanette	Regional Director, Interior	\$ 140,887	\$ 4,275
Dueck, Jessica	Senior Communications Advisor, Government Affairs	\$ 81,178	\$ 645
Dunnet, Allison	Executive Director and Strategic Advisor,	\$ 109,939	\$ 5,800
Edirisinghe, Takeshi	Manager, Business Application Development	\$ 108,375	\$ -
Eng, Brandia	Payroll Administrator	\$ 85,086	\$ 261
English, Lauren	Associate Vice President, Portfolio and Business	\$ 139,909	\$ 1,436
Fadl, Shrief	Senior Communications Specialist, Media Relations	\$ 82,907	\$ 2,005
Fahim, Sandra	Construction Project Manager	\$ 84,388	\$ 601
Fei, Heng Wei (Fernando)	Project Technologist	\$ 81,998	\$ 6,332
Ferrer, Adriana	Manager, Service Delivery	\$ 105,403	\$ -
Fick, Annette	Supervisor, People Plants and Homes Program	\$ 75,363	\$ 1,207
Field, Alison	Development Manager	\$ 106,838	\$ 2,903
Flanagan, Dominic	Executive Director, Supportive Housing and	\$ 143,299	\$ -
Folkmann, Sheila	Property Portfolio Manager	\$ 83,504	\$ 1,891
Forsyth, James	Director, Regional Development Lower Mainland	\$ 181,388	\$ 2,526
Freed, Steven	Director, HR Strategic Business Solutions	\$ 126,456	\$ -
Frias, Ana	Access & Assessment Coordinator	\$ 80,234	\$ 11,966
Gabitous, Lois	Coordinated Access and Assessment Manager	\$ 76,719	\$ 6,918
Gao, Xuejing (Doris)	Project Technologist	\$ 76,422	\$ 905
Garcia, Anthony Chan	Deputy Registrar, Compliance	\$ 121,892	\$ 4,559
Gerges, Mary	Executive Director, Reconciliation & Equity	\$ 157,115	\$ 617
Gerstendorfer, Susan	Film and Special Events Program Manager	\$ 78,731	\$ 3
Gibson, Angela	Manager, Legal Administration	\$ 87,170	\$ -
Glazebrook, HenryTye	Senior Communications Advisor, Media Relations & Issues Management	\$ 100,243	\$ -
Glenn, Janet Kelly	Non Profit Portfolio Manager	\$ 76,147	\$ 1,666
Goldvine, Sara	Vice President, Communications and Public Affairs	\$ 203,391	\$ 7,317
Gordon, David	Manager, Business Applications Development	\$ 108,225	\$ -
Gosling, Mark	Senior Technical Officer	\$ 87,412	\$ 573
Grant, Michael	Advisor, External Relations	\$ 76,414	\$ -
Gray, Sophie	Senior Communications Advisor, Media Relations & Issues Management	\$ 92,854	\$ 2,522
Greenius, Leigh	Acting Director, Sustainability and Resilience	\$ 90,071	\$ 659
Hall, Carmen	Coordinated Access and Assessment Manager	\$ 107,621	\$ 3,774
Han, Chi Won (Calvin)	Project Technologist	\$ 84,043	\$ 5,372
Harder, Vanessa	Manager, Technology Programs	\$ 85,661	\$ 6,620
Hare, Valerie	Regional Operations Manager	\$ 115,145	\$ 8,033
Harron, Erin	Director, Lower Mainland Non Profit	\$ 137,143	\$ 5,043
Hartman, Heidi	Associate Vice President, Supportive Housing and Homelessness	\$ 180,349	\$ 31,627
Hayden, Corrina	Director, Operational Services	\$ 115,010	\$ 5,644
Hayes, Michelle	Executive Director & Registrar, Licensing and Consumer Services	\$ 156,805	\$ 2,922

Employees with remuneration over \$75,000 (continued)

Name	Position	Remuneration	Expenses
Hebrahim, Amina	Assistant Comptroller	\$ 109,652	\$ 1,050
Helmy, Jennifer	Regional Director, Vancouver Island Region	\$ 80,350	\$ 3,850
Hendricks, Elisa	Director, Employee Engagement	\$ 143,828	\$ 8,394
Henley, Christine	Senior Manager, Audit Services	\$ 126,848	\$ 483
Hill, Rodney	Director, Indigenous Relations	\$ 134,137	\$ 24,617
Himer, Dawn	Supportive Housing Advisor	\$ 109,390	\$ 3,460
Hirani, Karima	Housing and Health Nurse	\$ 108,080	\$ 1,796
Ho, Richard	Non Profit Portfolio Manager	\$ 89,301	\$ 1,905
Ho, Wade (Wai Tai)	Database Manager	\$ 109,868	\$ -
Hoang, Nancy	People Services Advisor	\$ 77,183	\$ -
Hong, Niles Ethan	Construction Project Manager	\$ 89,595	\$ 788
Hormozi, Mania	Senior Development Manager	\$ 123,508	\$ 699
Hu, Chengyun (Judy)	Business Systems Analyst	\$ 91,347	\$ 468
Huang, Rui (Roy)	Development Manager	\$ 88,648	\$ -
Hui, Yam (James)	Senior Technical Officer	\$ 88,808	\$ 1,039
Hunter, Carly	Senior Communications Advisor, Digital	\$ 81,883	\$ -
Huynh, John	Application Developer	\$ 91,435	\$ -
Huynh, Phong Bao (Michael)	Manager, IT Programs	\$ 115,054	\$ 5,202
Indra, Indra	Maintenance Worker	\$ 88,657	\$ -
Ionescu, Denisa	Senior Manager, Technical Research and Education	\$ 125,415	\$ 1,442
Jack, Carolyn	Director, Content Strategy	\$ 83,545	\$ -
Jay, Suzanne	Digital Library Specialist, MBAR	\$ 80,162	\$ -
Jellicoe, Sara	Development Manager	\$ 100,228	\$ 1,145
Ji, Xiao Lan (Sally)	Audit Services Specialist	\$ 77,461	\$ 213
Ji, Yoon Sun (Kelly)	Senior Program Analyst	\$ 84,668	\$ -
Johal, Mandeep Kaur	Manager, Compliance Case	\$ 84,539	\$ 629
Johnson, Emily	Access and Assessment Coordinator	\$ 76,493	\$ 1,800
Johnson, Shelley	Manager, Technical Training	\$ 84,551	\$ -
Jones, Stacey	Housing and Health Nurse	\$ 107,287	\$ 5,802
Joseph, Lavinra	Senior Strategic Advisor, Organizational Initiatives	\$ 103,458	\$ 3,500
Joyce, Laura	Project Technologist	\$ 79,923	\$ 5,336
Jung, Lance	Business Applications Administrator	\$ 87,066	\$ -
Kaplan, Cheryl	Senior Supply Chain Specialist	\$ 79,957	\$ -
Kemble, Susan	Manager, Web Communications	\$ 94,033	\$ -
Kengni, Richard	Housing and Health Nurse	\$ 84,646	\$ 5,009
Kennedy, Michael	Manager, Hazardous Materials, Construction Occupational Health and Safety	\$ 107,196	\$ 311
Khayrat, Mohamed	Manager, Business Applications Development	\$ 107,627	\$ -
Ki, Anthony (Tony)	Leave & Benefits Administrator	\$ 80,685	\$ -
Kiani Amin, Roya	Director, Regional Development Lower Mainland	\$ 94,409	\$ 968
Kim, Anna	Manager, Operations Support	\$ 90,340	\$ -
Kim, Christian	Non Profit Portfolio Manager	\$ 90,871	\$ 9,845
Kim, Ethan	Shift Engineer	\$ 90,485	\$ 515
Klein, Michael	Vice President, Information Management and Technology	\$ 200,727	\$ 22,114
Klishina, Olessya	Recruitment Specialist	\$ 88,419	\$ 417
Knodel, Christie	Access and Assessment Coordinator	\$ 76,791	\$ 11
Koo, Sung Yeun (Louise)	Audit Advisory Services Specialist	\$ 90,809	\$ 1,379

Employees with remuneration over \$75,000 (continued)

Name	Position	Remuneration	Expenses
Koshlay, Darren	Film Supervisor	\$ 79,192	\$ -
Kumar, Monita	Senior Service Desk Analyst	\$ 77,287	\$ -
Kwa, Joy	Manager, Social Media and Digital Marketing	\$ 91,009	\$ 8
Kwan, Patty	Senior Mortgage Administrator	\$ 76,621	\$ -
Kwo, Shu Woon (Henry)	Senior Manager, Lending Services	\$ 125,081	\$ -
Kwok, Wai Sze (Christina)	Business Systems Analyst	\$ 98,256	\$ -
Kwong, Raymond	Provincial Director, HousingHub	\$ 187,934	\$ 1,394
Lachocki, Michael	Manager, Procurement Construction	\$ 107,594	\$ -
Lam, Michael	Financial Analyst	\$ 77,349	\$ -
Lam, Susan	Senior Accountant	\$ 100,687	\$ -
Lamba, Sandeep (Sandy)	Property Agent	\$ 96,690	\$ 286
Lambert, Catherine	Property Agent	\$ 81,710	\$ 1,300
Landon, Darryl	Infrastructure Support Analyst	\$ 84,950	\$ 1,055
Larsen, Aldine	Non Profit Portfolio Manager	\$ 89,795	\$ 2,447
Lau, Steve	Manager, Corporate Planning and Reporting	\$ 102,762	\$ -
Law, Claudia	Human Resources Systems Analyst	\$ 89,407	\$ 1,712
Lee, Hartley	Non Profit Portfolio Manager	\$ 89,390	\$ 642
Lee, Janet	Supervisor, Portfolio Administration	\$ 75,180	\$ 2,047
Lee, Joanne	Manager, Customer Service	\$ 88,795	\$ 151
Lee, Jongseung (James)	Construction Project Manager	\$ 89,161	\$ 2,039
Lee, Joyce	Senior Agreement Specialist	\$ 76,530	\$ -
Lee, Melvin	Development Manager	\$ 106,629	\$ 907
Lee, Michael	IT Security Manager	\$ 127,381	\$ -
Lee, Stacey	Vice President, Human Resources	\$ 198,031	\$ 11,499
Leong, Bonnie	Manager, Lending Services	\$ 100,032	\$ -
Leung, Kwan Ho (Timothy)	Business Intelligence & Data Integration Developer	\$ 75,860	\$ -
Leung, Vincent	Compliance Investigator	\$ 82,155	\$ 45
Leung, Wilma	Senior Manager, Technical Research and Education	\$ 120,861	\$ 1,647
Li, Cindy	Supervisor, Payroll Administration	\$ 89,486	\$ 261
Li, Eliza	Supportive Housing Advisor	\$ 105,338	\$ 711
Li, Hong	Business Applications Administrator	\$ 91,757	\$ -
Li, Tsz Hong (Eddie)	Senior Technical Officer	\$ 85,730	\$ -
Liang, Jenny	Business Support Manager	\$ 81,754	\$ -
Liang, Yinger	Non Profit Portfolio Manager	\$ 95,562	\$ 978
Liew, Roanne	Manager, Employee Engagement	\$ 103,232	\$ 545
Lin, Yu-Chen (Ryan)	Project Technologist	\$ 85,257	\$ 10,245
Litt, Navdeep	Director, Audit Advisory Services	\$ 147,534	\$ 856
Liu, Mei Ying (Andee)	Manager, Lending Services	\$ 94,304	\$ -
Liu, Sikee	Supportive Housing Advisor	\$ 86,180	\$ -
Liu, Ying Feng (Andy)	Business Applications Administrator	\$ 90,726	\$ -
Lopez Hernandez, Albert	Development Manager	\$ 94,902	\$ 3,171
Louie, Katherine	Director, Program Delivery & Business Planning	\$ 144,194	\$ 219
Low, Hwee Huang Benny	Project Technologist	\$ 81,712	\$ 855
Luckevich, Julie	Privacy & Access Program Manager	\$ 101,642	\$ -
Luk, Tsun Kong (Alan)	Business Applications Administrator	\$ 91,759	\$ -
Luzon, Joanson	Project Technologist	\$ 85,500	\$ 13,727

Employees with remuneration over \$75,000 (continued)

Name	Position	Remuneration	Expenses
Ly, Quoc (Thai)	Project Technologist	\$ 82,788	\$ 446
Ma, Haibo	Business Systems Analyst	\$ 96,263	\$ -
Mackenzie-MacPherson, Cluny	Supportive Housing Advisor	\$ 84,077	\$ 642
MacKinnon, William	Senior Manager, Energy & Sustainability	\$ 123,502	\$ 897
Mahyr-Richardson, Darlene	Community Developer	\$ 75,685	\$ 1,053
Malek, Sahand	Data Analyst	\$ 88,128	\$ -
Malvas, Juan (John)	Application Developer	\$ 90,305	\$ -
Marques Stinson, Nicole	Director, Corporate Planning and Enterprise Risk Management	\$ 122,167	\$ 129
Marwah, Sanjay	Project Technologist	\$ 79,785	\$ 4,374
Mathews, Laura	Director, Media Relations & Government Affairs	\$ 128,729	\$ 93
Maxwell, Michelle	Project Technologist	\$ 78,841	\$ 97
McAllister, Janet	Regional Director, Lower Mainland Directly Managed	\$ 134,986	\$ 328
McAuley, Richelle	Manager, Financial Analysis & Reporting	\$ 105,330	\$ -
McBride, Todd	Development Manager	\$ 94,011	\$ 4,366
McEown, John Brendan	Associate Vice President, Development Strategies	\$ 175,593	\$ 13,612
McGeachie, Rachel	Supportive Housing Advisor	\$ 92,581	\$ 1,392
McGrath, Aidan	Construction Project Manager	\$ 90,564	\$ 16,533
McKenna, Kimberley	OHS Advisor	\$ 91,997	\$ 55
McLachlan, Duncan	Development Manager	\$ 103,341	\$ 1,029
McLeish, Stephanie	Development Manager	\$ 81,219	\$ 4,092
McLeod, Laura	Senior Communications Advisor, Government Affairs	\$ 91,181	\$ 83
McMann, Dale	Vice President, Operations	\$ 228,461	\$ 9,135
McNabb, Elizabeth	Manager, External Relations	\$ 96,960	\$ -
Mejia, Alixbeth	Senior Research Analyst - Operations	\$ 76,768	\$ -
Melanson, Tanya	Senior Communications Specialist, s̄am̄iḡwe?el̄e	\$ 77,875	\$ 351
Meneses, Elizabeth	Manager, Procurement and Contracts	\$ 105,732	\$ -
Miller, Jodi	Advisor, External Relations	\$ 76,521	\$ -
Miller, Kelly	Associate Vice President, Operations (Vancouver Island, Interior, North)	\$ 179,762	\$ 54,875
Milnes, Melissa	Property Portfolio Manager	\$ 77,369	\$ 4,081
Milsom, Eleanor	Manager, Housing and Health Services	\$ 103,199	\$ 1,057
Molyneux, Nolan	Senior Manager, Audit Advisory Services	\$ 132,053	\$ 1,740
Moody, Jalissa	Manager, Indigenous Asset Management	\$ 91,841	\$ 15,592
Moran, Angela	Non Profit Portfolio Manager	\$ 79,869	\$ 1,470
Moran, Cynthia	Senior Researcher	\$ 76,420	\$ 531
Moran, Sharvalit	Housing and Health Nurse	\$ 107,865	\$ 4,049
Morris, Rhonda	Manager, Employee Communications	\$ 95,414	\$ -
Mortensen, Brent	IT Security Manager	\$ 103,813	\$ 489
Mowat, April	Application Developer	\$ 97,420	\$ -
Murphy, Patrick	Executive Director, Real Estate and Leasing	\$ 155,346	\$ 1,609
Navarro Barocio, Fabian	Manager, Energy & Sustainability	\$ 96,039	\$ -
Navarro, Joselyn	Manager, People Services	\$ 123,073	\$ 551
Nesbitt, Deanna	Deputy Registrar, Registration and Consumer	\$ 122,081	\$ -
O'Brien, Shaunagh	Infrastructure Support Analyst	\$ 97,436	\$ -
O'Connor, Nicole	Coordinated Access and Assessment Manager	\$ 88,874	\$ 5,907
Ogbonna, Chibuike (Tony)	Energy Specialist	\$ 83,459	\$ 260
Olnier, Sarah	Project Technologist	\$ 75,890	\$ 3,035

Employees with remuneration over \$75,000 (continued)

Name	Position	Remuneration	Expenses
Olu-Babalola, Rukayat (Ruky)	Manager Procurement	\$ 106,788	\$ 4,121
Owen, Daniel	Chief Information Security Officer	\$ 142,852	\$ 22,848
Pacuchova, Alena	Property Portfolio Manager	\$ 78,751	\$ 3,379
Padron, Alejandra	Development Manager	\$ 98,156	\$ 5,516
Palmer, Eric	Project Technologist	\$ 81,856	\$ 1,365
Parhar, Jatinder	Manager, Recruitment	\$ 109,763	\$ 930
Parnham, Amanda	Supportive Housing Advisor	\$ 110,399	\$ 2,310
Pascual, May	Budget Financial Analyst	\$ 82,863	\$ -
Patel, Jigar	Director, Construction Services	\$ 138,824	\$ 2,796
Patterson, Diane (Dian)	Director, Leadership and Learning	\$ 143,517	\$ 1,923
Pavan, Sara	Advisor, Strategic Planning & Reporting	\$ 101,996	\$ 3,310
Pederson, Kira	Project Technologist	\$ 84,743	\$ 281
Pelletier, Ronald	Manager, Maintenance	\$ 82,794	\$ 1
Pereira, David	Development Manager	\$ 98,335	\$ 700
Perez, Julieta	Manager, Audit Services	\$ 106,925	\$ 247
Peters, Sheryl	Provincial Director, Redevelopment	\$ 161,321	\$ 2,607
Petraru, Georgiana	Non Profit Portfolio Manager	\$ 88,946	\$ 801
Philip, Owen	Senior Manager, Capital Planning	\$ 125,416	\$ 5
Piercey, Michael	Access and Assessment Administrator	\$ 77,379	\$ 2,032
Pierrot, Silas	Senior Manager, Budgeting and Forecasting	\$ 124,405	\$ -
Pierrot, Tammy	Senior Manager, Corporate Planning	\$ 127,843	\$ 13,008
Pistrin, Michael	Acting Vice President, Development and Asset Strategies	\$ 215,452	\$ -
Pollock, Yvette	Manager, IT Programs	\$ 113,244	\$ -
Pong, Barbara	Senior Supply Chain Specialist	\$ 79,843	\$ 266
Quan, Karen	Financial Performance Advisor	\$ 92,785	\$ 18
Rabang, Kevin	Database Manager	\$ 104,101	\$ -
Radu, Adrieana	Procurement Specialist	\$ 76,988	\$ -
Ramsay, Shayne	Chief Executive Officer	\$ 466,224	\$ 5,271
Ranalletta, Laura	Senior Communications Specialist, Social Media & Digital Marketing	\$ 75,434	\$ -
Randall, Roberta	Director Community and Stakeholder Engagement	\$ 121,866	\$ 1,727
Rattenbury, Brenda	Senior Manager, Film and Special Events	\$ 104,725	\$ -
Reid, Brendan	IT Security Manager	\$ 118,807	\$ -
Reiher, Brandon	Supportive Housing Advisor	\$ 78,052	\$ 1,238
Reyes, Denise	Construction Project Manager	\$ 83,519	\$ 5,211
Reynolds, Raymond	Manager, Program Delivery	\$ 89,434	\$ -
Rodinger, Hans	Regional Operations Manager	\$ 111,546	\$ 527
Rodrigo, Maria	Supportive Housing Advisor	\$ 112,656	\$ 789
Roepcke, Cheryl	Regional Operations Manager	\$ 113,944	\$ 2,502
Romagnoli, Adam	Project Technologist	\$ 81,539	\$ 826
Rorison, Sean	Senior Development Manager	\$ 123,982	\$ 985
Rosema, Christina	Senior Communications Specialist, Employee	\$ 76,162	\$ 118
Roszmann, Joel	Access & Assessment Coordinator	\$ 76,651	\$ 2,749
Rothwell, Robert	Facilities Coordinator - Riverview Lands	\$ 84,212	\$ 436
Rudczyk, Victoria	Project Technologist	\$ 87,756	\$ 1,767
Russell, Dwayne	Security and Emergency Program Coordinator	\$ 85,952	\$ 1,823
Rutherford, Sarah	Senior Researcher	\$ 80,282	\$ 852

Employees with remuneration over \$75,000 (continued)

Name	Position	Remuneration	Expenses
Sadler, Michael	Director, Indigenous Relations	\$ 182,371	\$ 1,821
Sadler, Sarah	Access and Assessment Coordinator	\$ 81,999	\$ 4,419
Sahota, Amarjit	Director, Enterprise Business Systems	\$ 142,933	\$ -
Sallai, Louise	Supportive Housing Advisor	\$ 86,062	\$ 1,833
Sandhu, Harwant	Shift Engineer	\$ 90,603	\$ 83
Sawle, Sharri	Legal Administrative Assistant	\$ 75,526	\$ -
Schell, Douglas	Manager, Recycling and Waste Management	\$ 95,048	\$ 738
Schillaci-Ventura, Vincent	Manager, Records and Information Services	\$ 94,137	\$ -
Schisler, Renee	Senior Communications Advisor, Stakeholder Engagement	\$ 82,076	\$ 32
Schmidt, Tara	Development Manager	\$ 107,170	\$ 15,452
Schmuck, Wayne	Non Profit Portfolio Manager	\$ 91,287	\$ 211
Scott, Danielle	Supportive Housing Programs Manager	\$ 95,637	\$ 5,264
Scott, Janice	Director, IMT Governance & Performance	\$ 119,565	\$ 2,109
See, Glenn	Business Systems Analyst	\$ 88,796	\$ -
Seelamsetty, Anuroopa	Business Systems Analyst	\$ 89,671	\$ -
Sekhon, Kulwant	Recruitment Specialist	\$ 84,472	\$ -
Sekhon, Sairoz	Director, Women's Transition Housing & Supports Program	\$ 119,716	\$ 8,815
Senguttuvan, Syamala	Business Systems Analyst	\$ 96,095	\$ -
Serge, Margherita	Executive Coordinator	\$ 98,503	\$ 285
Sham, Yat Man (Abel)	Business Systems Analyst	\$ 99,845	\$ -
Sharp, Nicola	Development Manager	\$ 98,931	\$ 4,584
Sheach, David	Non Profit Portfolio Manager	\$ 91,087	\$ 8,908
Shen, Cathy	Director, Executive Office & Corporate Secretary	\$ 128,932	\$ -
Shewfelt, Talitha	Non-Profit Operations Analyst	\$ 75,766	\$ -
Shu, Harmi	Manager, Platform Services	\$ 117,268	\$ 32
Shunny, Myra	Development Manager	\$ 110,026	\$ 1,667
Sidhu, Ramandeep (Raman)	Manager, Financial Analysis & Reporting	\$ 103,561	\$ -
Siew, Pooi Ching	Director, Lending Services	\$ 162,810	\$ -
Siew, Vanessa	Director, Analytics & Systems Development	\$ 144,490	\$ -
Sinclair, Soyica (Nick)	Maintenance Worker	\$ 77,323	\$ -
Singbeil, Felicia	Director, Organizational Design and Compensation	\$ 138,313	\$ 381
Sirbu, Alexandru	Human Resources Training Specialist	\$ 79,989	\$ -
Smandych, Erin	Director, Applicant Services	\$ 143,178	\$ 9
Smith, Caitlin	Senior Manager, Program Analysis	\$ 112,651	\$ -
Smith, Richard	Project Technologist	\$ 82,386	\$ 2,974
Smith, Sarah	Director, Regional Development Victoria	\$ 138,742	\$ 1,234
Smith, Tyler	Manager, Registration and Consumer Services	\$ 96,537	\$ -
Smyth, Martin	Manager, Maintenance	\$ 114,926	\$ 1,287
Sohn, Dongin (Andrew)	Business Intelligence & Data Integration Developer	\$ 84,065	\$ -
Solamillo, Analisa	Project Technologist	\$ 85,503	\$ -
Solomon, Katja	Executive Assistant	\$ 85,926	\$ 132
Soltani, Shahab	Manager, Capital Improvements	\$ 102,357	\$ 7,603
Soriano, Ogiesar	Project Technologist	\$ 93,526	\$ 4,149
Spassova, Tatiana	Payroll Administrator	\$ 84,814	\$ 250
Spratley, Mark	Development Manager	\$ 77,392	\$ 3,075
Srinivasan, Kalpana	Application Developer	\$ 97,242	\$ -

Employees with remuneration over \$75,000 (continued)

Name	Position	Remuneration	Expenses
Stapleton, Daisy	Programs Specialist (Supportive Housing Programs)	100,462	1,736
Stedman, Geoffrey	Senior Project Officer	89,976	2,202
Steele, Jennifer	Property Portfolio Manager	81,526	1,477
Stenning, Sandra	Access and Assessment Coordinator	81,858	4,499
Stolpner, Dalia	Quality Assurance Analyst	87,567	2,414
Strome, Ronald	Director, Employee Relations, Occupational Health and Safety	164,859	29
Stuart, Brittany	Business Systems Analyst	101,914	-
Su, Michael	Manager, Business Applications Development	106,451	-
Sue, Terry	Manager, Program Delivery	86,650	-
Sunderji, Fatima	Manager, Group Homes and Portfolio Administration	94,539	-
Sutherland, Céline	Manager, Licensing	85,909	765
Swift, Stephanie	Regional Administrative Services Manager	75,558	-
Szpala, Magdalena	Director, Sustainability and Resilience	118,141	3,380
Talbott, Emma	Manager, Government Affairs	97,876	568
Tan, Allan	Manager, IT Programs	127,455	-
Tan, Cherry	Senior Financial Analyst	100,410	-
Tanche, Renee	Senior Supply Chain Specialist	82,760	-
Tang, Ping Yeung (Willie)	Manager, Housing & Health Services	116,016	1,740
Tarbotton, Jesse	Development Manager	106,240	2,353
Tarver, Emma	Executive Assistant	75,909	66
Tavender, Tara	Senior Governance Advisor	89,885	25
Teixeira da Silva, Marcio	Senior Development Manager	119,370	775
Tejani, Aliya	Development Manager	97,757	1,408
Terris, Adam	Manager, Publications and Industry Engagement	88,802	51
Terry, Laura	Executive Assistant	80,158	831
Thodupunuri, Ranjith	Application Developer	97,130	-
Thompson, Peter	Senior Manager, Supply Chain Services	123,491	-
Tick, Frank	Coordinated Access and Assessment Manager	108,352	4,533
Tippe, Kirstie	Manager, Business Support Services	96,609	3,846
Tohill, Malachy	Regional Director, North	150,077	12,970
Tom, Wesley Cy Ho	Budget and Financial Analyst	77,025	-
Tong, Vincent	Chief Executive Officer	296,171	19,386
Tortorella, Richard	Manager, Infrastructure Services	101,752	314
Tran, Quang	Senior Contracts Specialist	86,077	-
Tran, Thi Thuy (Lien)	Project Technologist	78,478	5,239
Tran, Winnie Fang Hsueh	Non-Profit Operations Analyst	79,634	-
Travale, Rodger	Housing & Health Nurse	106,066	8,695
Treverton, Brian	Maintenance Planner	82,589	2,142
Treverton, Patricia	Non-Profit Special Projects Advisor	85,042	-
Trinh, Gi (Michael)	Project Technologist	76,427	1,665
Tsui, Hermia	Senior Program Analyst	81,594	-
Tucker, Lisa	Property Portfolio Manager	76,117	1,854
Tufts, Kenneth	Maintenance Worker	81,483	11
Tung, Alexander	Manager, Platform Engineering	119,366	-
Tung, Joanna	Development Manager	94,157	1,027
Turner, Ryan	Infrastructure Support Analyst	108,035	56

Employees with remuneration over \$75,000 (continued)

Name	Position	Remuneration	Expenses
Tursunova, Evgeniia (Eva)	Business Systems Analyst	94,447	-
Urbanczyk, Luiza	Compliance Investigator	81,102	-
Vadisirisack, Dana	Construction Project Manager	90,215	4,784
Valenciano, Jesus (Will)	Senior Manager, Coordinated Access and Assessment	133,623	1,404
Valenzuela, Grace	Employee Engagement Administrator	76,022	3,027
Van Den Camp, Diana	Regional Operations Manager	113,663	1,979
Van Helvoirt, Joy	Associate Vice President, Portfolio and Business Strategies	95,318	10,647
Vincent, Duncan	Project Technologist	85,282	6,742
Volyansky, Mykhaylo (Michael)	Infrastructure Support Analyst	89,547	-
Wang, Guang Lei (Ryan)	Manager, Budgeting & Forecasting	105,072	-
Wang, Xiao	Senior Accounting Officer	81,756	-
Wark, Brant	Non Profit Portfolio Manager	86,697	551
Warren, Jonathan	Infrastructure Engineering	94,698	-
Watt, Tsitsi	Regional Director, Fraser Region	146,643	2,042
Wells, Tracy	Senior Communications Specialist, Web	76,705	-
Wetmore, Christopher (Chris) J	Coordinated Access & Assessment Manager	93,029	9,487
Wetterlind, Gregory	Maintenance Supervisor	75,496	2,950
White, Philip	Director, Technology Services	144,610	3,763
Wiercinski, Joseph	Manager, Maintenance	113,859	660
Williams, Karen	Senior Researcher	81,139	2,103
Williamson, Lisa	Recruitment Specialist	92,346	-
Winter, Douglas	Development Manager	98,272	2,156
Wong Cok, Jose	Development Manager	92,036	2,558
Wong, Amy	Director, Regional Development, North	171,601	10,295
Wong, Chang (Walter)	Project Technologist	81,479	-
Wong, Charles	Audit Advisory Services Specialist	85,503	-
Wong, Hang Matthew (Matt)	P3 Contract Manager	90,178	535
Wong, John	Manager, Systems Development	130,024	-
Wong, Leo	Manager, Data Analytics and Integration	121,964	-
Wong, Michael	Security and Emergency Program Coordinator	81,189	398
Wong, Rashid (Kam) Sing	Application Developer	92,664	-
Wong, Vanessa	Development Manager	96,229	3,025
Wong, Wendy	Executive Assistant	80,354	39
Wong, Yvonne	Manager, Financial Analysis & Reporting	85,622	-
Wood, Daniel	Property Agent	91,953	958
Woollard, Ken	Property Portfolio Manager	83,275	3,073
Woolliams, Jessica	Senior Strategic Advisor Sustainability and Resilience	95,218	819
Worsfold, Chris	Access & Assessment Coordinator	75,083	422
Worsfold, Maurice	Housing and Health Coordinator	76,390	2,827
Wu, Justin	Budget Financial Analyst	82,266	1,070
Wu, Kelly	Senior Manager, Lending Services	125,513	-
Wurdemann, Julie	Director, Housing & Health Services	140,615	2,680
Yalung, Ross	Acting Director, Capital Program Implementation	124,347	1,166
Yeh, Jen-Wei (Tim)	Senior Service Desk Analyst	75,377	-
Yen, Chung-Yung (Jerry)	Maintenance Chargehand	77,289	9
Yeung, Melanie	OHS Advisor	77,408	551

Employees with remuneration over \$75,000 (continued)

Name	Position	Remuneration	Expenses
Yik, Kwan Chak (Ben)	BI & Data Integration Developer	90,201	-
Yin, Yuan (Daphne)	Acting Associate Vice President, Finance	177,905	1,361
Young, Emma	Senior Manager, Agreements	96,988	-
Yu, Polly	Lending Officer	86,619	-
Yu, Sunny	Senior Research Analyst	82,427	-
Yuen, Stanley	Development Manager	101,686	1,131
Yuyitung, Ipi	Business Systems Analyst	103,207	58
Zabala, Gorka	Manager, Real Estate Services	126,275	4,335
Zacharias, Wesley	Property Portfolio Manager	84,317	8,375
Zakeralhosseini, Zahra	Energy Specialist	75,147	-
Zemariam, Admas	Programs Specialist (Supportive Housing Program)	111,860	3,839
Zhang, Rui (Amanda)	Comptroller	138,729	-
Zhang, Weikang (Lynn)	Quality Assurance Engineer	79,742	-
Zhu, Ying	Application Developer	97,414	-
Ziebarth, Kirsten	Manager, Capital Improvements	116,179	1,582
Zirdum, Antun	Manager, Infrastructure Engineering	120,865	-
TOTAL > \$75, 000		48,861,242	1,041,998
Other employees with remuneration less than \$75, 000		34,197,851	
TOTAL, all employees Remuneration		83,059,093	
Other salary costs*		10,509,616	
Total salaries and labour per Statement of Revenue and Expenditures		93,568,709	



Vincent Tong
 Chief Executive Officer
 May 26, 2023

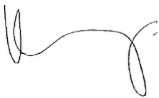
* Prepared under the Financial Information Regulation, Schedule 1, Subsection 6(7)

British Columbia Housing Management Commission
Schedule of Severance Agreements*

There were four severance agreements made between the British Columbia Housing Management Commission and its non-unionized employees during fiscal year 2022/2023.

The agreements range from two months to sixteen months of compensation. **

** "Compensation" means salary and benefits. Benefits include the employer's share of health and welfare benefits and superannuation premiums.



Vincent Tong
Chief Executive Officer
May 26, 2023

* *Prepared under the Financial Information Regulation, Schedule 1, Subsection 6(7)*

British Columbia Housing Management Commission
Schedule of Payments to Suppliers of Goods and Services
For the Year Ended March 31, 2023

Supplier	Amount
0855068 BC LTD	\$ 174,378
0993475 BC LTD	2,048,681
0997493 BC LTD/OA SUPER 8 WEST KELOWNA	1,900,486
1039813 BC LTD (POLSON PARK MOTEL)	34,599
1141030 BC LTD DBA TRAVELODGE LANGLEY	245,055
1161629 BC LTD	37,920
1172865 BC LTD	53,139
1186729 BC LTD DBA OXFORD HOTELS LTD	2,279,865
1188272 BC LTD DBA HAMILTON HOTEL	1,119,720
1190239 B.C. LTD	126,000
1205540 BC LTD. DBA KNIGHTS INN	567,000
1230624 B.C. LTD.	355,253
1259269 BC LTD FREEPORT CONSTRUCTION	593,513
1260895 BC LTD FREEPORT INDUSTRIES LTD	1,981,279
1265727 BC LTD	119,070
1265771 BC LTD	184,685
1282781 BC LTD DBA COZY COURT MOTEL	36,682
1299878 BC LTD FREEPORT INDUSTRIES LTD	9,634,929
1347902 BC LTD.	225,600
1351467 BC LTD	112,298
1ST TRAUMA SCENE CLEAN UP LTD	68,621
2 BAKER DEVELOPMENTS LTD	119,700
23 CORDOVA HOLDINGS INC	21,274,612
24 HOUR GLASS LTD	33,453
369 TERMINAL HOLDINGS LTD	619,755
4 SEASONS FIRE PREVENTION SERVICES	44,348
455486 B.C. LTD.	197,000
476687 BC LIMITED O/A PACIFIC INN & SUIT	92,905
51561 BC Ltd.	396,469
612333 BC LTD	215,044
636608 BC LTD	540,000
A LOVING SPOONFUL	226,955
A V R HOLDINGS LTD.	959,905
A.W. FIREGUARD SUPPLIES LTD	898,384
ABC ENTERPRISES (8034893 CANADA INC)	76,536
ABC EXPRESS SERVICE LTD	94,099
ABELL PEST CONTROL INC	94,206
ACL CONSTRUCTION	800,799
ACME JANITOR SERVICE LTD	96,538
ACTES ENVIRONMENTAL LTD	411,790

Schedule of Payments to Suppliers of Goods and Services (continued)

Supplier	Amount
ACTION ELECTRIC LTD	\$ 537,189
ACTION GLASS INC	52,092
ACTIVE EARTH ENGINEERING LTD	314,140
ACTIVE WINDOW FILMS LTD	82,611
AFC INDUSTRIES LTD	11,719,324
AINSWORTH INC.	61,287
ALEXANDER, GRAHAM	275,031
ALL FIRE ACCESS	72,855
ALL PRO PLUMBING & HEATING INC	559,928
ALL SEASONS DEVELOPMENT LTD	2,786,357
ALL SPACES DESIGN & MANAGEMENT LTD	247,934
ALLPOINTS FIRE PROTECTION LTD	47,817
ALPHA & OMEGA PAINTING	488,022
ALPINE BUILDING MAINTENANCE INC	120,918
ALTUS GROUP	254,392
AMERESCO	408,265
AMPAC ELECTRIC LTD	482,717
AMRE SUPPLY CANADA INC	284,974
ANDERSON WATER SERVICES	47,628
ANDERSON, BOYD DBA ROCKABOO CONTRACTING	92,794
ANGELA CHAN DESIGN	40,950
ANKENMAN MARCHAND ARCHITECTS	210,315
ANNEX CONSULTING GROUP INC	128,908
APEX ELEVATOR CONSULTING INC	84,989
APEX PLUMBING AND HEATING	25,384
APLIN MARTIN CONSULTANTS LTD	323,154
APPLEONE SERVICES LTD	722,715
AQUILINI/TFSI BOARDWALK JOINT VENTURE	36,340
ARCADIA ELEVATOR SERVICES LTD	104,791
ARCHIE JOHNSTONE PLUMBING & HEATING LTD	46,983
ARCHWAY CONSTRUCTION LTD	1,584,424
ARJO CANADA INC	108,371
ARMACOM CONSTRUCTION LTD	165,847
ARMACOM PLUMBING & HEATING LTD	86,926
ARMOUR SECURITY AND PROTECTION SERVICES	344,691
ARPA INVESTMENTS	3,808,773
ASSOCIATED VICTORIA PEST CONTROL LTD	36,296
ATC CONTRACTING & LANDSCAPING LTD	74,130
ATCO STRUCTURES & LOGISTICS	3,916,763
ATLAS PEST AND WILDLIFE CONTROL LTD	408,708
ATTAIN SOLUTIONS INC	201,653
ATTENTION TO DETAIL REMEDIATION LTD	758,156
ATTLIA CONSTRUCTION LTD.	26,577

Schedule of Payments to Suppliers of Goods and Services (continued)

Supplier	Amount
AWLTEC HEATING LTD	26,231
AWQS CONSULTING	100,044
B&C FOOD DISTRIBUTORS	58,864
BANANATAG SYSTEMS INC	70,048
BARTLE & GIBSON CO LTD	42,101
BATH INVESTMENTS	158,090
BC HYDRO	4,149,756
BD HALL CONSTRUCTORS CORP	385,510
BEAR COUNTRY INN LTD.	40,371
BEEBE, MARK	65,083
BENTSEN HOMES INC	66,385
BERLIN EATON & ASSOCIATES LTD	60,309
BEST SECURITY INC	29,225
BFL CANADA	92,062
BHIMJI, FAZAL	25,988
BINGHAM HILL ARCHITECTS	112,941
BK WOODS & WATER SUPPLIES LTD	71,152
BLACK DIAMOND LIMITED PARTNERSHIP	45,511
BLACKBIRD SECURITY INC	103,705
BLUE HOUSE ENERGY	28,500
BOLA CONTRACTING	512,190
BOLLMAN ROOFING & SHEET METAL LTD	1,849,252
BONI-MADDISON ARCHITECTS	213,631
BORDEN LADNER GERVAIS LLP	109,384
BOUGHTON LAW CORPORATION	650,251
BOUNDARY FENCING LTD	59,759
BOYDEN VANCOUVER INC	44,100
BRIAN CUMMINGS	76,327
BROADWAY REFRIGERATION & A/C CO LTD	550,094
BROD DEMOLITION LTD	27,392
BROWN MECHANICAL SERVICES (1999) LTD	123,347
BTY CONSULTANCY GROUP INC	71,853
BULLET SECURITY CAMERAS INC	28,207
BURGESS PLUMBING & HEATING	32,945
BUSTED KNUCKLE SERVICES LTD	119,315
CALEDONIA EQUITY LIMITED PARTNERSHIP	359,987
CAMBIE ROOFING AND DRAINAGE CONTRACTORS	54,905
CANADA MORTGAGE & HOUSING CORPORATION	46,218
CANADIAN RECREATION SOLUTIONS INC	32,393
CANADIAN RESTAURANT SUPPLY LTD	57,695
CAN-AM BUILDING ENVELOPE LTD	449,062
CANPRO CONSTRUCTION LTD	582,623
CAPTURE THE MOMENT STUDIOS INC	51,923

Schedule of Payments to Suppliers of Goods and Services (continued)

Supplier	Amount
CASMAN PROJECTS (BC) INC	\$ 3,834,468
CDW CANADA INC	\$ 61,658
CELADON CONSTRUCTION SERVICES	\$ 127,855
CELERITY ENGINEERING LIMITED	\$ 177,984
CENTRAL PARK DEVELOPMENTS INC	\$ 4,933,682
CENTREPOINT CAREER MANAGEMENT	\$ 27,914
CHANDOS CONSTRUCTION LTD	\$ 6,587,573
CHARRON, REMI	\$ 37,083
CHASE OFFICE INTERIORS INC	\$ 142,250
CHERNOFF THOMPSON ARCHITECTS NORTH	\$ 27,195
CIH CANADA INC.	\$ 50,000
CITRIX SYSTEMS INC	\$ 43,229
CITY AIR DUCT CLEANERS INC	\$ 44,132
CITY FURNITURE (2005) LTD	\$ 52,802
CITY FURNITURE (DC) LTD	\$ 26,599
CJK INVESTMENTS LTD.	\$ 675,613
CLB DINING LTD	\$ 257,754
CLEAN START HOARDING AND JUNK REMOVAL	\$ 1,059,495
CLEAN-SCENE DISASTER KLEENUP	\$ 27,957
CLEARVIEW DEMOLITION LTD	\$ 206,804
CLOUDMOYO INC	\$ 92,446
CNJ SERVICES, CHRISTY NICOLE JOYCE SHUMK	\$ 56,500
COAST MAILING SERVICES	\$ 28,315
COAST VICTORIA HOTEL & MARINA	\$ 236,716
COINAMATIC CANADA INC	\$ 229,881
COLLABWARE SYSTEMS INC	\$ 74,592
COLLIERS MACAULAY NICOLLS (VICTORIA) LTD	\$ 352,594
COLUMBUS CONSTRUCTION & RESTORATION LTD.	\$ 2,356,646
COMPLETE CARPENTRY SERVICES LTD	\$ 71,621
COMSENSE HOLDINGS LTD	\$ 87,307
COPCAN CIVIL LTD	\$ 487,053
CORAL CONTRACTING CORP	\$ 267,497
CORE TWO MANAGEMENT GROUP LTD	\$ 25,300
CORRECTA CONSTRUCTION GROUP LTD	\$ 203,157
COSTA-LESSA MOTEL	\$ 26,680
COVER ARCHITECTURAL COLLABORATIVE INC	\$ 476,449
COWICHAN HOSPITALITY GROUP LTD	\$ 1,145,094
CRITICAL PATH ENTERPRISE LTD	\$ 43,667
CROWNEST ENGINEERING (12773350 CAN INC)	\$ 31,701
CULLEN DIESEL POWER LTD	\$ 130,081
CUSTOM AIR CONDITIONING LTD	\$ 41,354
CUSTOM DESIGN CONTRACTING	\$ 251,290

Schedule of Payments to Suppliers of Goods and Services (continued)

Supplier	Amount
CWPC PROPERTY CONSULTANTS	\$ 26,918
D. EVANS TECHNICAL SERVICES	\$ 169,075
D.D. (2019) HOSPITALITY CORP.	\$ 2,519,360
D'AMBROSIO ARCHITECTURE & URBANISM	\$ 288,978
DAMS FORD LINCOLN SALES LTD	\$ 38,692
DAREDYNAMIC CONSTRUCTION INC	\$ 59,693
DART INDUSTRIES	\$ 66,139
DATOFF BROS CONSTRUCTION LTD	\$ 2,654,744
DAVID NAIRNE & ASSOCIATES LTD	\$ 607,387
DAY COMMUNICATIONS (VANCOUVER) INC	\$ 110,227
DC REAL ESTATE HOLDINGS INC.	\$ 76,679
DCH INDUSTRIES	\$ 41,634
DECORUM PAINTING LTD	\$ 41,331
DEETKEN ENTERPRISES INC	\$ 90,728
DELOITTE LLP	\$ 442,462
DENSON MOBILE MECHANIC LTD	\$ 48,307
DESIGNGEIST VISUAL COMMUNICATIONS LTD	\$ 65,064
DEVINE ARBORICULTURAL SOLUTIONS	\$ 54,431
DEXTERRA GROUP INC	\$ 1,110,969
DHK ARCHITECTS INC.	\$ 207,462
DIAMOND HEAD CONSULTING	\$ 36,583
DIH ENTERPRISES	\$ 26,575
DISENO DEVELOPMENT CORPORATION	\$ 140,718
DIVERSE CONSTRUCTION LTD	\$ 56,250
DIVISION 2 CONTRACTING LTD	\$ 69,590
DJ'S LAWN & YARD MAINTENANCE LTD	\$ 27,274
DLO MOVE SUPPORT SERVICES	\$ 118,153
DOUGLAS COLLEGE	\$ 44,153
DOWNTOWN BLANSHARD ADVISORY COMMITTEE	\$ 95,272
DUBAS ENGINEERING INC	\$ 152,971
DYNAMIC FACILITY SERVICES LTD	\$ 617,361
DYNAMIC MECHANICAL SERVICES LTD	\$ 30,356
ECLIPSE AUTO SPA LTD	\$ 91,862
ECORA ENGINEERING	\$ 61,374
ECOTRUST CANADA	\$ 30,000
EGGERT PROJECTS LTD	\$ 130,560
EJS PUBLIC RELATIONS INC	\$ 207,270
ELEMENT VANCOUVER METROTOWN	\$ 64,749
EMBERS	\$ 80,047
ENTITY MECHANICAL LTD	\$ 343,027
ENTUITIVE CORPORATION	\$ 32,967
ERICKSON, BARBARA	\$ 89,250

Schedule of Payments to Suppliers of Goods and Services (continued)

Supplier		Amount
ESC AUTOMATION INC	\$	125,694
EVOKE BUILDINGS ENGINEERING INC	\$	64,349
EXP SERVICES INC	\$	83,153
FACTION PROJECTS INC	\$	268,709
FASKEN MARTINEAU DUMOULIN LLP	\$	321,773
FAST + EPP STRUCTURAL ENGINEERS INC	\$	30,000
FERNIC GROUP CONTRACTING LTD	\$	80,285
FIGMENT COACHING	\$	43,550
FINA ELECTRICAL SYSTEMS	\$	187,850
FIRST CLASS WINDOW CLEANING	\$	25,589
FISHER RESOURCE EFFICIENCY SOLUTIONS COM	\$	65,520
FONTAINE, ROBERT	\$	64,200
FORTIS BC ENERGY INC	\$	4,452,979
FOSTER AIR CONDITIONING LTD	\$	50,206
FOSTER JANITORIAL SERVICES	\$	25,463
FOUNDRY COMMERCIAL KITCHENS INC	\$	73,766
FP INNOVATIONS	\$	60,000
FRASER BASIN COUNCIL	\$	45,000
GARTNER CANADA CO	\$	184,491
GARY'S COMPLETE HOME & YARD	\$	46,885
GAV ENTERPRISES LTD	\$	422,727
GFL ENVIRONMENTAL INC	\$	39,994
GISCOME CONTRACTING LIMITED	\$	153,563
GLACIER ENVIRONMENTAL LTD	\$	26,160
GLAVE STRATEGIES	\$	39,417
GLOBAL ROADWAY MAINTENANCE INC	\$	339,544
GO BIG FRANCHISE DBA YOU MOVE ME	\$	50,233
GOLDEN MARZIPAN LTD	\$	37,500
GOLDEN PLANNERS	\$	26,500
GOOD KNIGHT INN	\$	227,773
GORDON FOOD SERVICE CANADA LTD	\$	156,366
GORILLA PROPERTY SERVICES LTD	\$	46,431
GRAMVIL CONTRACTING CORP	\$	28,244
GRANICUS CANADA HOLDINGS ULC	\$	25,454
GRAYBAR METAL WORKS LTD	\$	40,992
GRAYBRIDGE MALKAM	\$	68,670
GREENS KEEPER, THE	\$	46,935
GREYBACK CONSTRUCTION LTD	\$	1,155,379
GREYSPACE MAINTENANCE INC.	\$	859,562
GRIFFIN INVESTIGATION AND SECURITY SERVICE	\$	571,714
GRIZZ CONTRACTING	\$	27,728
GRODZUIK, DAN & MYRA	\$	107,740
GROUP8108 EXECUTIVE PROTECTION INC.	\$	28,159

Schedule of Payments to Suppliers of Goods and Services (continued)

Supplier	Amount
GUILDFORD HOTEL LTD.	\$ 32,374
HALL, RICHARD J	\$ 128,995
HANDICARE	\$ 99,282
HANDY APPLIANCES LTD	\$ 143,338
HANSCOMB	\$ 54,713
HAPPY STANS RECYCLING SERVICES LTD	\$ 30,000
HARBOUR LANDING CONSTRUCTION	\$ 25,009
HARRIS & COMPANY LLP	\$ 62,077
HARRY CUMMINGS AND ASSOCIATES INC	\$ 84,780
HAWES HOME & YARD CONTRACTING INC	\$ 139,808
HAYS SPECIALISTS RECRUITMENT (CANADA)	\$ 571,738
HAZELWOOD CONSTRUCTION SERVICES INC	\$ 506,299
HAZMASTERS	\$ 120,145
HDR ARCHITECTURE ASSOCIATES INC	\$ 120,767
HERITAGE GROUP OF COMPANIES	\$ 58,489
HOLBORN PROPERTIES LTD	\$ 1,570,153
HOLIDAY INN & SUITE VANCOUVER DOWNTOWN	\$ 2,085,758
HOLIDAY INN EXPRESS METROTOWN	\$ 515,584
HOME & HOUSE BUILDER LTD	\$ 718,488
HOOTSUITE INC	\$ 72,547
HOTEL NANAIMO HOLDINGS LTD.	\$ 142,090
HOULE ELECTRIC LIMITED	\$ 220,454
HOWARD JOHNSON HOTEL	\$ 5,131,058
HOWARD PARKER, PATTI PARTINGTON	\$ 210,046
HUMAN STUDIO ARCHITECTURE AND URBAN	\$ 394,116
HYDRACLEAN RESTORATION SERVICES LTD	\$ 494,756
ICERTIS INC	\$ 493,187
IDL PROJECTS INC	\$ 18,005,160
IGNITE TECHNICAL RESOURCES LTD	\$ 147,423
IMPACT ENERGY ENGINEERING LTD	\$ 160,105
IMPERIAL PAINTING	\$ 888,539
INDIGENOUS CORPORATE TRAINING INC	\$ 72,967
INSIGHT CANADA INC	\$ 69,097
INSIGHT ENGINEERING LTD	\$ 55,545
INSIGHTS LEARNING & DEVELOPMENT (CANADA)	\$ 42,475
INTEGRAL HOSPITALITY INC	\$ 30,266
INTROBA CANADA LLP	\$ 122,275
INVERO DIGITAL INC	\$ 93,791
IOSECURE INTERNET OPERATIONS INC	\$ 71,075
IPSOS LP	\$ 57,225
IRON MOUNTAIN	\$ 29,453
ISLAND KEY COMPUTER LTD	\$ 1,414,431
ISLAND TEMPERATURE CONTROLS	\$ 26,611

Schedule of Payments to Suppliers of Goods and Services (continued)

Supplier	Amount
ISLAND WEST COAST DEVELOPMENTS LTD	\$ 3,788,180
IT/IQ TECH RECRUITERS	\$ 677,032
IVANTI	\$ 122,006
IVL CONTRACTING LTD	\$ 114,947
J.J. MAKUCH & SON	\$ 65,223
JACK & JILL LAUNDRY & DRY CLEANING LTD	\$ 27,607
JAYEN HOMES LTD	\$ 43,450
JEDOX INC	\$ 580,622
JILLDEN PROPERTY MANAGEMENT	\$ 96,828
JLK PROJECTS LTD	\$ 398,463
JOE NEWELL ARCHITECT INC	\$ 37,914
JOLIET ENTERPRISES LTD	\$ 253,890
JONES BAR BQ - 1331979 BC	\$ 1,522,511
JORDANS RUGS LTD	\$ 1,345,248
JTM PROPERTY MAINTENANCE LTD	\$ 91,828
JTW CONSULTING INC	\$ 197,957
JULIET ANDERTON CONSULTING	\$ 70,911
JUSTICE INSTITUTE OF BRITISH COLUMBIA	\$ 33,531
JUSTWORK ECONOMIC INITIATIVE	\$ 122,640
K&C'S CONSTRUCTION & RENOVATIONS LTD	\$ 525,047
KAMLOOPS ALARM & ELECTRIC LTD	\$ 95,082
KD ENGINEERING	\$ 68,483
KEBET HOLDINGS LTD.	\$ 140,432
KELLER CONSTRUCTION LTD	\$ 4,481,044
KENNEDY LANDSCAPES	\$ 32,873
KEYSTONE ARCHITECTURE & PLANNING LTD	\$ 48,749
KIMCO CONTROLS LTD	\$ 30,383
KIRK & CO CONSULTING LTD.	\$ 152,996
KLONDIKE CONTRACTING CORPORATION	\$ 723,956
KLONDIKE INFRASTRUCTURE LIMITED	\$ 366,022
KNAPPETT PROJECTS INC	\$ 3,136,392
KOBALT SYSTEMS LTD	\$ 128,310
KONE INC	\$ 32,413
KOOTENAY LANDSCAPE	\$ 35,587
KOR STRUCTURAL	\$ 30,000
KRM CONTRACTING 2000 CORP	\$ 301,644
KUHN & COMPANY	\$ 164,787
L5 CONSULTING SERVICES INC	\$ 148,861
LADY MINTO HOSPITAL FOUNDATION	\$ 117,265
LANDSCAPE EFFECTS GROUP	\$ 95,960
LANDSEA CAMP AND CATERING SERVICES LTD	\$ 980,203
LANGLEY HIGHWAY HOTEL	\$ 131,980
LAPPER ENTERTAINMENT	\$ 115,933

Schedule of Payments to Suppliers of Goods and Services (continued)

Supplier	Amount
LDR ENGINEERING GROUP	\$ 36,810
LEBLEU PROJECT LIMITED PARTNERSHIP	\$ 83,740
LEITH WHEELER INVESTMENT COUNSEL LTD	\$ 70,342
LEMMEN, TED	\$ 78,000
LILLIE FAMILY HEATING & PLUMBING LTD	\$ 849,662
LITTLE BIRD MEDIA	\$ 71,409
LITTLER, JONATHON	\$ 37,398
LIV CONTRACTING LTD	\$ 188,890
LOCK-RITE SECURITY	\$ 182,636
LONGVIEW	\$ 372,122
LONSDALE ENERGY CORPORATION	\$ 142,034
LOTUS DESERT ENTERPRISE LTD.	\$ 556,305
LRS PAINTING	\$ 174,831
M. NINOW CONSULTING	\$ 26,672
MAC'S HEATING	\$ 213,041
MARK'S COMMERICAL	\$ 32,075
MARSH CANADA LIMITED	\$ 1,672,912
MARTIN PYKALO ARCHITECT	\$ 201,996
MASON LIFT LIMITED	\$ 30,878
MATCON CIVIL CONSTRUCTORS INC	\$ 84,808
MAX CONSTRUCTION	\$ 40,835
MAXIM PROPERTY SERVICES LTD	\$ 25,001
MAZZEI ELECTRIC LTD	\$ 58,447
MCCONNELL, CODY O/A C&T CONSTRUCTION	\$ 47,250
MCCREDIE, DIANE	\$ 51,600
MCCUAIG & ASSOCIATES ENGINEERING LTD	\$ 456,191
MCELHANNEY LTD	\$ 121,762
MCINTYRE, JAMES WALTON	\$ 95,962
MCRAE'S SEPTIC TANK SERVICE	\$ 28,822
MERCER (CANADA) LIMITED	\$ 107,536
MERRICK ARCHITECTURE	\$ 331,741
METHOD ENGINEERING AND BUILDING SERVICES	\$ 46,234
METRONIX SERVICES INC	\$ 318,423
MICROSOFT CANADA INC	\$ 1,815,633
MIERAU CONTRACTORS LTD	\$ 3,018,200
MILLER, GALE	\$ 80,869
MODUS PLANNING, DESIGN & ENGAGEMENT INC	\$ 73,762
MONDAY MORNING CONSULTANTS	\$ 30,445
MORRISON HERSHFIELD - BURNABY	\$ 383,197
MOZA HOME CONSTRUCTION INC	\$ 222,109
MUCHALAT PROJECTS LTD	\$ 55,312
MUNDI 910 VICTORIA ENTERPRISES LTD	\$ 111,118
MVITA INVESTMENTS LTD.	\$ 1,737,495

Schedule of Payments to Suppliers of Goods and Services (continued)

Supplier	Amount
NAIKOON CONTRACTING LTD	\$ 30,000
NAM'S HOSPITALITY INC	\$ 539,500
NAPP ENTERPRISES LTD	\$ 2,201,953
NEALE, DAVID	\$ 75,750
NERO GLOBAL	\$ 29,365
NEW CITY CONTRACTING LTD	\$ 4,646,297
NEW COMMONS DEVELOPMENT INC	\$ 297,449
NEW DAWN DEVELOPMENT LTD	\$ 104,553
NOMODIC MODULAR STRUCTURES INC	\$ 21,436,035
NORTH POINT CONSTRUCTION LTD	\$ 6,888,864
NORTH SHORE INN - HANVILLE DEVELOPMENT	\$ 60,320
NORTH VALLEY CONTRACTING LTD	\$ 53,838
NORTHLAND PROPERTIES CORPORATION	\$ 255,943
NORTON ROSE FULBRIGHT CANADA LLP	\$ 26,334
NOVACOM CONSTRUCTION LTD	\$ 1,452,367
NOVATION ARCHITECTURE LTD	\$ 39,756
NRB MODULAR SOLUTIONS	\$ 32,227,514
NSDA ARCHITECTS	\$ 108,265
NU-LOOK HOMEWORKS	\$ 63,979
OBIE AND AX INC	\$ 67,641
OKANAGAN MAINTENANCE	\$ 66,960
OLD ISLAND PEST CONTROL	\$ 25,501
OLIVIT CONSTRUCTION LTD	\$ 73,541
OLYMPIC PROJECTS LTD	\$ 1,764,060
OMLAND HOSPITALITY PRODUCTS LTD	\$ 137,939
ORACLE CANADA ULC	\$ 1,941,750
O'REILLY, EILEEN AND DUGAN	\$ 85,553
OUTSHINE EXTERIORS LTD	\$ 25,495
OVERLAND FREIGHT INTERNATIONAL	\$ 41,979
PACE SOLUTIONS CORP	\$ 94,144
PACIFIC COAST COMMUNITY RESOURCES INC	\$ 29,915
PACIFIC NORTHERN GAS LTD	\$ 117,021
PACIFIC PREFERRED DEVELOPMENTS LTD	\$ 840,756
PACIFIC REACH HOTEL (GUILDFORD) LP	\$ 2,311,822
PACIFICVIEW WINDOWS & DOORS LTD	\$ 67,182
PAC-WEST CONTRACTING	\$ 5,239,373
PALADIN SECURITY GROUP	\$ 5,594,488
PALADIN TECHNOLOGIES INC	\$ 43,422
PANTROPICAL LAWN AND GARDEN CARE	\$ 194,353
PARISSMA HOLDINGS LTD DBA BELAIR INN	\$ 347,705
PARRY'S HAULING & JUNK REMOVAL LTD	\$ 80,320
PATRICK'S LAWN SERVICES	\$ 41,896
PEAKE OF CATERING	\$ 398,794

Schedule of Payments to Suppliers of Goods and Services (continued)

Supplier	Amount
PENTO CONSULTING	\$ 39,445
PERKINS + WILL	\$ 2,234,995
PETROSIAN CONSULTING GROUP CORP	\$ 50,881
PFM EXECUTIVE SEARCH	\$ 188,595
PHILLIPS & ASSOCIATES ENGINEERING CONSUL	\$ 27,739
PINCHIN LTD	\$ 184,345
PINNA SUSTAINABILITY INC.	\$ 111,384
PISCO PROPERTIES LTD	\$ 109,555
PITNEY WORKS	\$ 179,200
POLARIS LAND SURVEYING INC	\$ 25,039
POTTINGER GAHERTY ENVIRONMENTAL	\$ 73,581
PR POMEROY RESTORATION & CONSTRUCTION	\$ 1,842,429
PRD CONSTRUCTION LTD	\$ 471,380
PRECISE KIT PROMOTIONS INC - EVAN GOULD	\$ 62,162
PRECISION GUTTERS LTD	\$ 25,110
PRESTIGE LAKEVIEW INN	\$ 37,580
PRICewaterhouseCOOPERS	\$ 100,800
PRIVACY WORKS CONSULTING	\$ 72,489
PRO WORKS PAINTING -3717 INVESTMENTS LTD	\$ 177,988
PROTECTION ENGINEERING	\$ 34,298
PSQUARE ENGINEERING AND CONSTRUCTION LTD	\$ 54,213
PUBLIC ARCHITECTURE + COMMUNICATION	\$ 30,000
PUMA UTILITY MONITORING INC	\$ 99,225
PURELY CRM CONSULTING INC	\$ 177,190
QV INVESTORS INC	\$ 85,436
R&M MECHANICAL LTD	\$ 137,978
RADIANT CITY ARCHITECTURE INC	\$ 26,832
RAM MECHANICAL LTD	\$ 1,162,475
RAMADA BY WYNDHAM VANCOUVER AIRPORT	\$ 3,441,453
RANDSTAD	\$ 176,011
RATHORE ENTERPRISES LIMITED	\$ 41,860
RAYBERN ERECTORS LTD	\$ 39,322
RDH BUILDING SCIENCE INC	\$ 216,965
READ JONES CHRISTOFFERSEN LTD	\$ 412,491
REALTY-ONE REAL ESTATE LTD	\$ 106,474
REDEKOP FERRARIO PROPERTIES (DIAMOND)	\$ 730,153
RESTRUCTION BUILDING SERVICES LTD	\$ 642,119
RESTWELL MATTRESS CO	\$ 118,409
RGL BUILDING INSPECTOR SERVICES	\$ 85,048
RICHARD M. DELANEY & ASSOCIATES INC	\$ 75,647
RICHARDS BUELL SUTTON	\$ 210,451
RICHMOND ELEVATOR MAINTENANCE LTD	\$ 126,526
RICOH CANADA INC	\$ 110,501

Schedule of Payments to Suppliers of Goods and Services (continued)

Supplier	Amount
RIGHT-A-WAY CONSTRUCTION	\$ 792,157
RIMKUS CONSULTING GROUP CANADA INC	\$ 114,495
RITE-WAY FENCING (KAMLOOPS) INC	\$ 55,119
RIVER ROCK CASINO RESORT	\$ 125,900
RJS CONSTRUCTION LTD	\$ 756,359
RM TRAILER LTD	\$ 47,938
ROBERT HALF CANADA INC	\$ 415,867
ROCKY POINT ENGINEERING LTD	\$ 61,035
ROMA BUILDING RESTORATION LTD	\$ 1,578,385
RON HART ARCHITECT LTD	\$ 129,148
ROY NORTHERN ENVIRONMENTAL LTD	\$ 32,041
ROYAL LEPAGE FORT NELSON REALTY	\$ 33,784
ROYAL PRINTERS LTD	\$ 51,862
RUSSELL HENDRIX FOODSERVICE EQUIPMENT	\$ 105,016
RYZUK GEOTECHNICAL	\$ 33,928
S2 ARCHITECTURE	\$ 205,576
SARA CARES CARPET & UPHOLSTERY CLEANING	\$ 25,790
SASCO CONTRACTORS LTD	\$ 164,190
SCHELL MOTOR EXPRESS	\$ 478,489
SCHULLI ENTERPRISES INC WINMAR - PG	\$ 140,875
SCIUS ADVISORY INC	\$ 63,353
SCW'EXMX TRIBAL COUNCIL	\$ 37,945
SDP LODGING LP O/A KELOWNA BEST WESTERN	\$ 446,382
SEASIDE VILLA MOTEL & RV PARK	\$ 106,712
SECURITAS TECHNOLOGY CANADA CORPORATION	\$ 386,634
SEGUIN MORRIS MECHANICAL INC	\$ 367,490
SENTIS MARKET RESEARCH INC	\$ 91,573
SERVICE MASTER - BORGERSEN ENTERPRISES	\$ 84,240
SHAW CABLE	\$ 204,070
SHERATON VANCOUVER WALL CENTRE HOTEL	\$ 32,319
SHIRLEY, BRENT (DBA HYDRA CON SERVICES)	\$ 498,167
SIDEWINDER CONVERSIONS & MOBILITY LTD	\$ 87,990
SIGNIA CONSTRUCTION LTD.	\$ 1,138,480
SIMS, JUDY	\$ 44,034
SINGLETON URQUHART REYNOLDS VOGEL LLP	\$ 2,584,352
SKILLSOFT CORPORATION	\$ 25,521
SMITH, PAULA AND BRIAN ALLEN	\$ 114,350
SOFTCHOICE CANADA INC	\$ 366,875
SOLSTICE HEATING & AIR CONDITIONING LTD	\$ 60,038
SOUTHERN BUTLER PRICE LLP	\$ 40,552
SPANI DEVELOPMENTS LTD	\$ 494,875
SPARTAN CONTROLS	\$ 49,339
SR ENGINEERING LTD	\$ 191,523

Schedule of Payments to Suppliers of Goods and Services (continued)

Supplier	Amount
SRO AF LP	\$ 3,302,123
SSR SECURITY SERVICES LTD	\$ 600,486
STANTEC CONSULTING LTD	\$ 62,277
STAPLES ADVANTAGE	\$ 339,952
STARK MARKETING AGENCY LIMITED	\$ 52,154
STATION ONE ARCHITECTS	\$ 295,384
STEALTH SECURITY INC	\$ 35,230
STEEL ART SIGNS CORP	\$ 52,500
SUMAS FIRST NATION	\$ 40,000
SUMMIT BIM CONSULTING LTD	\$ 76,302
SUMMIT FENCE INC	\$ 32,994
SUNSHINE COAST SECURITY LTD	\$ 39,312
SUPER SAVE FENCE RENTALS INC	\$ 44,981
SUPER SAVE FUELS	\$ 107,067
SUPER VAC LTD	\$ 26,954
SUPERIOR PROPANE INC	\$ 130,247
SUPPORT SERVICES UNLIMITED	\$ 233,817
SUPPORT WAREHOUSE	\$ 69,282
SWS DETENTION GROUP INC	\$ 208,958
SYSCO VICTORIA, DIVISION OF SYSCO CANADA	\$ 86,213
TANAGO ENTERPRISES INC	\$ 154,726
TASU CONSTRUCTION LTD	\$ 2,252,020
TCILIFT ELEVATOR AND ESCALATOR LTD	\$ 234,530
TECHNICAL SAFETY BC	\$ 57,643
TEEMA SOLUTIONS GROUP INC	\$ 652,632
TEKSYSTEMS CANADA CORP.	\$ 708,006
TELUS	\$ 281,258
THE AME CONSULTING GROUP LTD	\$ 63,721
THE BRICK	\$ 80,857
THE COUNTERTOP CONNECTION LTD	\$ 1,601,900
THE CREW OFFICE SERVICES 2015	\$ 45,133
THE GOURMET LUNCH LADIES LTD	\$ 1,259,647
THE GROUNDSGUYS	\$ 27,677
THE ROC DOC VENTURES	\$ 196,466
THUNDERBIRD NEIGHBOURHOOD ASSOCIATON	\$ 35,938
THUNDERBIRD SHOW PARK LTD	\$ 38,220
TIBCO SOFTWARE (IRELAND) LIMITED	\$ 192,793
TICKERS HAULING & STORAGE	\$ 28,350
TIEL ENT. LTD	\$ 27,533
TK ELEVATOR (CANADA) LIMITED	\$ 1,045,372
TL HOUSING SOLUTIONS LTD	\$ 11,007,495
TOP CORNER PLUMBING & HEATING LTD	\$ 32,498
TORMAX CANADA INC	\$ 31,765

Schedule of Payments to Suppliers of Goods and Services (continued)

Supplier	Amount
TOTAL PREPARE INC	\$ 80,639
TOWNSQUARE PLANNING INC	\$ 86,156
TRAVELODGE ABBOTSFORD BAKERVIEW	\$ 1,295,763
TRAVELODGE CRANBROOK	\$ 1,163,418
TRAVELODGE VANCOUVER AIRPORT	\$ 193,117
TREE PEOPLE LTD	\$ 211,785
TRIBE, STEVEN. M	\$ 339,825
TRIDENT LOCK & SECURITY LTD	\$ 60,939
TRI-M PLUMBING	\$ 29,009
TRINITY PLUMBING HEATING & GAS INC	\$ 31,102
TROY LIFE & FIRE SAFETY LTD	\$ 97,206
TRUE NORTH HOSTELLING ASSOCIATION	\$ 2,303,246
TURNER AND TOWNSEND	\$ 53,731
U WANT RENOVATION LTD	\$ 231,840
URBAN IMPACT	\$ 199,048
URBAN MATTERS CCC LTD	\$ 92,057
URBAN STRATEGIES INC	\$ 56,671
V.I.P. MOTEL LTD	\$ 1,069,719
VALOROSO HOLDINGS INC	\$ 263,362
VAN ISLE WINDOWS LTD	\$ 29,139
VANWAY KITCHENS LTD	\$ 44,759
VEME LAKE DEVELOPMENTS INC	\$ 272,230
VENTURE ELEVATOR INC	\$ 71,563
VERITY CONSTRUCTION LTD	\$ 97,960
VESTA COMMUNITY PLANNING LTD	\$ 794,302
VICTORIA DRAIN SERVICES	\$ 56,120
VICTORIA FALLS GUEST HOUSE C/O KELLY TOO	\$ 26,874
VIDO BUILDING REPAIRS & MAINTENANCE LTD	\$ 2,063,472
VIEW INVESTMENTS LTD.	\$ 95,673
VISCOUNT ACQUISITION ULC	\$ 117,701
WASTE CONNECTIONS OF CANADA INC	\$ 126,749
WASTE MANAGEMENT	\$ 789,961
WATSON ADVISORS INC	\$ 25,047
WAYWEST MECHANICAL LTD	\$ 139,178
WCBC WESTERN COMPENSATION & BENEFITS	\$ 30,762
WCPG CONSTRUCTION LTD	\$ 4,399,194
WE AN-SER COMMUNICATIONS	\$ 52,200
WEATHERBEE JANITORIAL	\$ 169,084
WEBIR AUTOMATION AND CONTROL SERVICES	\$ 1,582,530
WERNER SMITH MECHANICAL INC	\$ 155,726
WESCAN CONSTRUCTION LTD	\$ 631,069
WEST COAST ELEVATOR SERVICES LTD	\$ 488,617
WEST SHORE ENVIRONMENTAL SERVICES	\$ 214,756

Schedule of Payments to Suppliers of Goods and Services (continued)

Supplier	Amount
WEST SIXTH CONSTRUCTION INC	\$ 276,256
WESTCANA SERVICES INC	\$ 82,137
WESTCOAST APPLIANCE CENTRE 2014 LTD	\$ 31,002
WESTERN CANADA FIRE PROTECTION	\$ 61,019
WESTVIEW CENTRE MOTEL	\$ 225,000
WHITE ROCK MOTEL LTD.	\$ 1,160,945
WHITE, LUBA	\$ 64,020
WILLETTS CONTRACTING (2004) LTD.	\$ 230,961
WILLIAMS ENGINEERING	\$ 148,153
WILSON M. BECK INSURANCE SERVICES	\$ 51,752
WINMAR (CANADA) INTERNATIONAL LTD	\$ 286,865
WONG, CHARLOTTE	\$ 115,202
WPH CONSTRUCTION MANAGEMENT LTD	\$ 3,980,114
WPH LIMITED PARTNERSHIP	\$ 963,165
WSP CANADA INC	\$ 310,812
YELLOWRIDGE CONSTRUCTION LTD	\$ 186,693
YELLOWRIDGE DESIGN BUILD LTD	\$ 1,695,296
ZAVOSH CONSULTING INC	\$ 468,732
	<u>\$ 385,825,242</u>
Amount Paid \$25,000 or Less	6,640,794
Total Supplier Payment with Construction Cost	<u>392,466,035</u>
Less: Construction Cost	239,161,331
Total Supplier Payment	<u>\$ 153,304,704</u>
Total Grants and Contributions Exceeding \$25,000	<u>\$ 655,149,652</u>



Vincent Tong
 Chief Executive Officer
 May 26, 2023

British Columbia Housing Management Commission

Reconciliation of Expenditures

For the Year Ended March 31, 2023

	<u>(\$000's)</u>
Grants and contributions	\$ 2,127,531
Employee remuneration (schedule)	93,569
Payments to suppliers (schedule)	153,305
Employee Expenses	1,042
Interest expense	<u>29,051</u>
Sub Total	<u>\$ 2,404,497</u>
Non-Cash expenditures	
Amortization	\$ 5,082
Accrued liabilities	<u>377</u>
TOTAL	<u>\$ 2,409,956</u>
Total as per audited Statement of Revenue and Expenditures	<u>\$ 2,409,956</u>