

BRITISH COLUMBIA HOUSING MANAGEMENT COMMISSION

Statement of Financial Information

Required under the *Financial Information Act*

March 31, 2022

BRITISH COLUMBIA HOUSING MANAGEMENT COMMISSION

Statement of Financial Information
Required under the *Financial Information Act*

March 31, 2022

Index	Page
Statement of Financial Information Approval*	2
Management Report*	3
Financial Statements	4
Schedule of Guarantee and Indemnity Agreements*	5
Schedule of Employee Remuneration and Expenses	6
Schedule of Severance Agreements*	17
Schedule of Payments to Suppliers of Goods and Services	188
Reconciliation of Expenditures	333

* Prepared pursuant to the *Financial Information Regulation, Schedule 1, section 9*

British Columbia Housing Management Commission
Statement of Financial Information Approval*

The undersigned represents the Board of Commissioners of the British Columbia Housing Management Commission and approves all the statements and schedules included in this Statement of Financial Information produced under the *Financial Information Act*.



Barbara Carle-Thiesson
Chair, Audit and Risk Management Committee
May 26, 2022

* Prepared pursuant to the *Financial Information Regulation, Schedule 1, section 9*

British Columbia Housing Management Commission
Management Report*

The Financial Statements contained in this Statement of Financial Information under the *Financial Information Act* have been prepared by management in accordance with generally accepted accounting principles or stated accounting principles, and the integrity and objectivity of these statements are management's responsibility. Management is responsible for all the statements and schedules, and for ensuring that this information is consistent, where appropriate, with the information contained in the financial statements.

Management is also responsible for implementing and maintaining a system of internal controls to provide reasonable assurance that reliable financial information is produced.

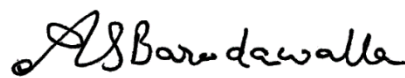
The British Columbia Housing Management Commission's Board of Commissioners is responsible for ensuring that management fulfils its responsibilities for financial reporting and internal control.

The external auditors, PricewaterhouseCoopers LLP, conduct an independent examination, in accordance with generally accepted auditing standards, and express their opinion on the financial statements. Their examination does not relate to the other schedules and statements required by the Act. Their examination includes a review and evaluation of the British Columbia Housing Management Commission's system of internal control and appropriate tests and procedures to provide reasonable assurance that the financial statements are presented fairly. The external auditors have full and free access to the British Columbia Housing Management Commission's Board of Commissioners.

On behalf of the British Columbia Housing Management Commission,



Shayne Ramsay
Chief Executive Officer
May 26, 2022



Abbas Barodawalla
Chief Financial Officer
May 26, 2022


* Prepared pursuant to the *Financial Information Regulation, Schedule 1, Section 9*

British Columbia Housing Management Commission
Financial Statements

*** BC Housing Management Commission (BCHMC) Financial Statement ***

British Columbia Housing Management Commission
Schedule of Guarantee and Indemnity Agreements*

The British Columbia Housing Management Commission has not given any guarantees or indemnities under the Guarantees and Indemnities Regulation.



Shayne Ramsay
Chief Executive Officer
May 26, 2022

** Prepared under the Financial Information Regulation, Schedule 1, section 5*

British Columbia Housing Management Commission
Schedule of Employee Remuneration and Expenses
For the Year Ended March 31, 2022

Member of the Board of Commissioners

Name	Position	Remuneration	Expenses
Doyle, Cassie	Board Chair	\$ 35,750	\$ 940
Carle-Thiesson, Barbara	Commissioner and Chair of Audit and Risk Management Committee	24,000	-
Granek, Joanne	Commissioner and Chair of Governance and Human Resources Committee	14,853	531
Gurstein, Penny	Commissioner and Chair of Community Relations Committee	15,250	30
Sahota, Sonia	Commissioner	11,750	-
Pateman, Kerry	Commissioner	13,250	1,215
Staniscia, Perry	Commissioner and Chair of Capital Review Committee	18,750	654
Sumexheltza, Aaron	Commissioner and Chair of Governance and Human Resources Committee	3,125	-
Russell-Csanyi, Susan	Commissioner	11,651	205
Total		\$ 148,379	\$ 3,575

Employees with remuneration over \$75,000

Name	Position	Remuneration	Expenses
Abeabe, Roberto	Supportive Housing Advisor	\$ 94,783	\$ 354
Afrin, Sadia	Manager, Commissioning	99,520	61
Akopova, Karine	Senior Supply Chain Specialist	79,888	-
Aladi, Doris	Housing and Health Nurse	77,065	4,908
Alavian, Poyan (Paul)	Construction Project Manager	85,792	1,726
Allen, Stephanie	Vice President, Strategic Business Operations and Performance	211,030	-
Amedi, Amin	Shift Engineer	76,771	6
Amrolia, Armin	Associate Vice President, Development Services	230,564	213
Andersen, Serena	Housing and Health Coordinator	78,614	2,570
Angeles, Maricar	Housing and Health Nurse	87,316	888
Aoki, Rachel	Business Systems Analyst (HR)	87,457	-
Austin, Martin	Director, Capital Program Implementation	153,454	-
Ayala-Davidson, Ali	Portfolio Manager - Women's Transition Housing and Supports Program	85,473	335
Azadeh, Arash	Senior Technical Officer	85,249	153
Bai, Ren	Senior Technical Officer	80,533	-
Baillie, Kirsten	Development Manager	98,649	3,255
Barnaby, Darcee	Senior Supply Chain Specialist	80,330	-
Barodawalla, Abbas	Vice President, Corporate Services and Chief Financial Officer	211,195	1,679

Employees with remuneration over \$75,000 (continued)

Name	Position	Remuneration	Expenses
Baskharon, Georgina	Engineering Technologist	\$ 83,696	\$ 612
Bate, Susan	Executive Assistant to CEO	78,715	1,333
Beerens, Christie	Deputy Registrar, Licensing	100,275	107
Begent-Connors, Kate	Director, Program Planning	131,281	-
Bertrand, Janet	Housing and Health Nurse	88,865	34
Bevan, Thomas	Development Manager	96,711	148
Bhulji, Haafiz	Non Profit Portfolio Manager	77,853	149
Birmingham, Michael	Development Manager	94,507	187
Blackwell, Jocelan	Senior Supply Chain Specialist	80,376	-
Borghese, Matthew	Senior Communications Advisor, Media Relations & Issues Management	89,516	22
Boskovic, Medina (Dina)	Property Portfolio Manager	79,728	-
Bowser, Fred	Project Technologist	80,000	8,009
Brander, Tammy	Property Portfolio Manager	79,893	4,954
Brayko, Anna	Senior Project Officer	76,515	-
Broadhead, Joshua	Development Manager	103,131	5,979
Brodie, Matthew	Development Manager	101,451	1,868
Brunemeyer, Naomi	Director, Regional Development, Lower Mainland	166,658	544
Buchanan, Cindy	Internal Audit Advisor	102,598	224
Buday, Imrich	Application Developer	94,444	-
Bulmez, Daniel	Manager, Portfolio Leasing	93,505	591
Cairns, Alexander	Property Agent	94,558	296
Callaghan, Alexandra	Manager, Tenant Engagement	76,142	357
Camellato, Matthew	Project Technologist	85,321	4,250
Camirand, Matthew	Supportive Housing Advisor	99,120	-
Campbell, Donovan	Project Technologist	79,034	5,414
Campbell, Scott	Manager, Housing Partners Performance	88,165	2,588
Cao, Yu Hui (James)	Manager, Business Applications Development	100,967	48
Chamberlin, Tim	Senior Communications Advisor, Media Relations & Issues Management	83,761	-
Chan, Katherine	Construction Project Manager	85,558	617
Chan, Stephanie	Executive Assistant	75,585	357
Chan, Steven	Manager, Project Planning	95,329	636
Chang, Cassandra	Real Estate Asset Manager	89,770	-
Changfoot, Craig	Manager, Capital Improvements	106,611	599
Charlton, Douglas	Security and Emergency Program Coordinator	81,011	4,658
Cheng, Ju-Ling (Lynn)	Lending Officer	77,463	-
Cheng, Lawrence	Director, Technology Planning	135,098	1,267
Cherkas, Robert	DAS Administrative Coordinator	80,179	53
Chiew, Ryan	Senior Development Manager	132,313	-
Choudhary, Abhilasha (Abby)	Infrastructure Support Analyst	90,721	357
Chow, Amy	Supervisor, Leave, Benefits & HR Systems	84,979	-
Chow, David	Property Portfolio Manager	79,613	2,449
Chow, Jason	Senior Manager, Major Renewal Projects AS	120,164	555
Chow, Nicholas	Senior Accounting Officer	78,297	-

Employees with remuneration over \$75,000 (continued)

Name	Position	Remuneration	Expenses
Chterbik, Igor	Property Portfolio Manager	\$ 80,058	\$ 1,702
Chuah, Jessica	Development Manager	81,507	742
Chung, Kimberley	Development Manager	97,842	-
Clarke, Roger	Chief Power Engineer	92,039	26
Cooke, Angela	Vice President, Operations	78,233	-
Cornell, Jeffrey	Director, Security & Emergency Services	110,052	456
Coutts, Andrea	Manager, Stakeholder Engagement & Partnerships	87,419	-
Crasto, Steven	Manager, IT Programs	108,438	-
Cullen, Patrick	Security and Emergency Program Coordinator	87,366	-
Curtin, Jonathan	Project Technologist	80,851	1,555
Dao, Thanh Thuan (Tony)	Manager, Capital Improvements	101,331	239
Davis, Tyler	Senior Communications Specialist, Stakeholder	76,120	161
De Paoli, Carol	Development Manager	95,300	485
de Vos, Esther	Executive Director, Research	75,062	-
Dehnadi, Baharnaz	Portfolio Manager - WTHS Program	76,921	296
Des Roches, Marcia Katheryn	Executive Director, Audit Advisory Services	168,439	1,534
Desai, Shaan	Development Manager	107,378	244
Dhaliwal, Davinder (Dave)	Non Profit Portfolio Manager	85,165	-
Djasic, Stefan	Project Technologist	76,151	4,197
Double, Derek	Director, Facilities Maintenance	130,218	277
Drobot, Nanette	Regional Director, Interior	130,346	-
D'Souza, Neil	Application Developer	86,418	357
Dueck, Jessica	Senior Communications Specialist, Riverview	75,172	-
Edirisinghe, Takeshi	Manager, Business Applications Development	102,001	-
Eng, Brandia	Payroll Administrator	79,717	-
Estrada, Maria	Business Support Manager	80,830	-
Fahim, Sandra	Project Technologist	78,547	1,160
Fei, Heng Wei (Fernando)	Project Technologist	75,823	6,039
Ferrer, Adriana	Manager, Service Delivery	96,247	1,312
Flanagan, Dominic	Executive Director, Supportive Housing and Homelessness Operations	214,094	9
Flanigan, Michael	Vice President, Development and Asset Strategies	119,000	2
Folkmann, Sheila	Property Portfolio Manager	79,553	1,613
Forsyth, James	Director, Regional Development Lower Mainland	170,698	-
Foster, Bradley	Senior Development Manager	126,857	-
Freed, Steven	Director, HR Strategic Business Solutions	133,219	-
Gabitous, Lois	Coordinated Access and Assessment Manager	91,947	1,072
Garcia, Anthony Chan	Deputy Registrar, Compliance	114,357	1,856
Gibson, Angela	Legal Administration Supervisor	76,558	-
Gillis, Kerry	Senior Contracts Specialist	85,014	577
Glazebrook, HenryTye	Senior Communications Advisor, Media Relations & Issues Management	86,537	201
Goldvine, Sara	Vice President, Communications	178,531	1,470
Gomez, Karla	Property Portfolio Manager	75,984	1,948
Gordon, Cynthia	IT Project Analyst	99,304	-

Employees with remuneration over \$75,000 (continued)

Name	Position	Remuneration	Expenses
Gordon, David	Manager, Business Applications Development	\$ 101,061	\$ -
Greenius, Leigh	Senior Strategic Advisor Sustainability and Resilience	84,035	-
Hall, Carmen	Coordinated Access and Assessment Manager	89,444	3,631
Han, Chi Won (Calvin)	Project Technologist	78,884	10,137
Hare, Valerie	Regional Operations Manager	105,262	1,449
Harron, Erin	Director, Lower Mainland Non Profit	122,168	470
Hartman, Heidi	Executive Director, Supportive Housing and Homelessness Operations	143,532	696
Hartt, Gaye	Manager, Customer Service	95,677	-
Hayden, Corrina	Director, Operational Services	86,258	-
Hayes, Michelle	Executive Director & Registrar, Licensing and Consumer Services	138,821	4,948
Hebrahim, Amina	Assistant Comptroller	90,338	998
Hendricks, Elisa	Director, Employee Engagement	137,651	1,268
Henley, Christine	Senior Manager, Audit Services	115,833	224
Hernandez, Jose Armando	Project Technologist	83,597	-
Hill, Rodney	Director, Indigenous Asset Management	118,785	3,146
Himer, Dawn	Supportive Housing Advisor	100,321	483
Hirani, Karima	Manager, Housing and Health Services	97,285	2,721
Ho, Richard	Non Profit Portfolio Manager	85,506	1,214
Ho, Wade (Wai Tai)	Database Manager	105,325	-
Hong, Niles Ethan	Construction Project Manager	85,882	1,321
Hormozi, Mania	Senior Development Manager	120,451	-
Huang, Rui (Roy)	Development Manager	77,884	-
Hui, Yam (James)	Senior Technical Officer	85,447	30
Hunter, Carly	Senior Communications Advisor, Digital	80,013	-
Huynh, Phong Bao (Michael)	Manager, IT Programs	104,117	-
Ionescu, Denisa	Senior Manager, Technical Research and Education	117,421	-
Iten, Jennifer	Executive Director, Finance	133,719	61
Janmohamed, Jabeen	Complaints Resolution Program Manager	99,773	-
Jay, Suzanne	Digital Library Specialist, MBAR	76,546	357
Jellicoe, Sara	Development Manager	91,460	1,172
Jesatko, Marek (Mark)	Project Technologist	80,352	3,201
Jesovnik, Nevenka	Senior Accounting Officer	78,903	-
Ji, Yoon Sun (Kelly)	Senior Program Analyst	75,005	296
Johal, Mina	Housing and Health Nurse	90,395	749
Johnson, Shelley	Manager, Technical Training	79,787	-
Jones, Stacey	Housing and Health Nurse	89,408	6,705
Joseph, Lavinra	Senior Strategic Advisor, Organizational Initiatives	92,446	1,750
Jung, Chung-Li (Johnny)	Development Manager	100,365	272
Jung, Lance	Business Applications Administrator	85,299	357
Kaplan, Cheryl	Procurement Specialist	79,271	-
Karaloukas, Karen	Manager, Publications and Industry Engagement	104,034	-
Kemble, Susan	Manager, Web Communications	88,383	-
Kennedy, Michael	Manager, Hazardous Materials, Construction Occupational Health and Safety	102,871	-

Employees with remuneration over \$75,000 (continued)

Name	Position	Remuneration	Expenses
Khayrat, Mohamed	Manager, Business Applications Development	\$ 79,929	\$ -
Kiani Amin, Roya	Development Manager	86,725	-
Kim, Christian	Non Profit Portfolio Manager	84,198	261
Kim, Ethan	Shift Engineer	75,069	-
Kinch, Chris	Non Profit Portfolio Manager	75,275	61,561
Kirady, Diana	Property Portfolio Manager	83,177	-
Klein, Michael	Chief Information Officer	184,343	5,379
Klishina, Olessya	Recruitment Specialist	82,466	401
Knabe, Christopher	Senior Manager, Supply Chain Services	131,085	497
Koo Cha, Louise	Audit Advisory Services Specialist	88,727	953
Koshlay, Darren	Film Supervisor	76,081	367
Kraus, Deborah	Manager, Research and Information Transfer	92,452	-
Kwo, Shu Woon (Henry)	Senior Manager, Lending Services	103,958	-
Kwok, Wai Sze (Christina)	Business Systems Analyst	90,086	-
Kwong, Raymond	Provincial Director, HousingHub	177,590	-
Lachocki, Michael	Manager, Procurement Construction	99,119	-
Lam, Ching Man (Debbie)	Budget and Financial Analyst	77,327	-
Lam, Susan	Senior Accountant	77,343	-
Lamba, Sandeep (Sandy)	Property Agent	87,306	52
Lambert, Catherine	Property Agent	94,870	1,566
Landon, Darryl	Infrastructure Support Analyst	80,998	2,586
Langdon, Murray	Director, Community and Stakeholder Engagement	116,707	196
Larsen, Aldine	Non Profit Portfolio Manager	85,765	2,580
Lau, Steve	Manager, Corporate Planning and Reporting	95,290	-
Law, Claudia	Human Resources Systems Analyst	83,720	-
Lee, Gavin	Development Manager	89,965	2,591
Lee, Hartley	Non Profit Portfolio Manager	85,558	-
Lee, Jongseung (James)	Construction Project Manager	86,224	1,359
Lee, Melvin	Development Manager	97,579	222
Lee, Michael	IT Security Manager	116,862	1,330
Lee, Michelle	Project Technologist	78,016	49
Lee, Pamela	Manager, Audit Services	77,173	487
Lee, Stacey	Vice President, Human Resources	190,794	1,580
Lepps, Elizabeth	Director, Supportive Housing (Lower Mainland)	117,886	-
Leung, Vincent	Compliance Investigator	77,312	50
Leung, Wilma	Senior Manager, Technical Research and Education	109,863	-
Levesque, Jean	Manager, Capital Improvements	109,328	153
Li, Cindy	Supervisor, Payroll Administration	86,865	500
Li, Eliza	Supportive Housing Advisor	98,341	52
Li, Hong	Business Applications Administrator	80,941	357
Liang, Yinger	Non Profit Portfolio Manager	78,940	41
Liew, Roanne	Employee Programs Specialist	89,264	171
Lin, Yu-Chen (Ryan)	Project Technologist	78,477	652

Employees with remuneration over \$75,000 (continued)

Name	Position	Remuneration	Expenses
Litt, Navdeep	Director, Audit Advisory Services	\$ 137,888	\$ 2,897
Liu, Sikee	Supportive Housing Advisor	81,946	-
Liu, Ying Feng (Andy)	Business Applications Administrator	88,214	357
Locke, Danna	Director, Regional Development, Interior Region	167,223	-
Lopez Hernandez, Albert	Development Manager	85,720	364
Louie, Katherine	Director, Program Delivery & Business Planning	136,436	196
Low, Hwee Huang Benny	Project Technologist	80,563	3,657
Luc, Milly	Executive Assistant	87,498	117
Luckevich, Julie	Privacy & Access Program Manager	95,074	128
Luk, Tsun Kong (Alan)	Business Applications Administrator	87,055	357
Lunniss, Tarah	Project Technologist	75,917	3,160
Luzon, Joanson	Project Technologist	76,337	2,363
Ly, Quoc (Thai)	Project Technologist	83,556	1,320
Ma, Catherine	Manager, Payroll and HR Systems	106,598	246
Ma, Haibo	Business Systems Analyst	90,041	-
Mackenzie-MacPherson, Cluny	Supportive Housing Advisor	85,604	75
MacKinnon, William	Senior Manager, Energy & Sustainability	112,724	474
Mah, Herman	Real Estate Asset Manager	92,677	298
Malvas, Juan (John)	Application Developer	85,871	-
Marques Stinson, Nicole	Senior Strategic Advisor, Corporate Planning, and Enterprise Risk Management	100,377	651
Mathews, Laura	Director, External Communications and Marketing	95,951	154
McAllister, Janet	Regional Operations Manager	119,108	11
McAuley, Richelle	Manager, Financial Analysis & Reporting	98,413	-
McBride, Todd	Development Manager	92,129	-
McEown, John Brendan	Director, Regional Development, Interior Region	138,777	3,662
McGrath, Aidan	Project Technologist	82,189	7,750
McGraw, Nadine	Director, Privacy and Information Services	122,286	351
McKenna, Kimberley	OHS Advisor	84,784	22
McLachlan, Duncan	Development Manager	99,395	1,053
McLeish, Stephanie	Development Manager	77,087	296
McLeod, Laura	Senior Communications Specialist, Media Relations and Issues Management	82,058	-
McMann, Dale	Vice President, Operations	213,859	734
McNabb, Elizabeth	Manager, External Relations	89,947	-
McNaughton, Malcolm	Director, Regional Development Victoria	158,189	6,984
Meneses, Elizabeth	Manager, Procurement and Contracts	98,761	-
Miller, Kelly	Associate Vice President, Operations (Vancouver Island, Interior, North)	183,407	8,046
Miller, Shawn	Maintenance Supervisor	75,366	-
Milsom, Eleanor	Manager, Housing and Health Services	96,481	2,125
Monteiro Verchinski, Debora	Director, Technology Programs & Performance	116,467	2,407
Moody, Jalissa	Manager, Indigenous Management	86,391	640
Moran, Angela	Supportive Housing Advisor	82,830	373
Moran, Sharvalit	Housing and Health Nurse	88,412	2,483
Morris, Rhonda	Manager, Employee Communications	86,375	357

Employees with remuneration over \$75,000 (continued)

Name	Position	Remuneration	Expenses
Mortensen, Brent	Cloud Administrator	\$ 83,247	\$ 2,659
Mowat, April	Application Developer	93,473	-
Murphy, Patrick	Executive Director, Real Estate and Leasing	147,870	-
Navarro, Joselyn	Manager, People Services	105,796	728
Nesbitt, Deanna	Deputy Registrar, Registration and Consumer Services	114,319	107
O'Brien, Shaunagh	Infrastructure Support Analyst	80,264	-
O'Connor, Nicole	Coordinated Access and Assessment Manager	87,540	2,613
Ogbonna, Chibuike (Tony)	Energy Specialist	79,135	973
Olu-Babalola, Rukayat (Ruky)	Manager, Procurement	98,104	1,416
Orr, Leah	Senior Communications Advisor, Community & Tenant Affairs	84,181	-
Owen, Daniel	Chief Information Security Officer	134,939	2,766
Padron, Alejandra	Development Manager	85,523	303
Palladino, Marie	Property Portfolio Manager	80,811	2,811
Parhar, Jatinder	Manager, Recruitment	103,963	-
Parnham, Amanda	Supportive Housing Advisor	99,285	139
Pascual, May	Budget Financial Analyst	78,778	-
Pasta, Shagufta	Senior Strategic Advisor, Organizational Initiatives	85,767	-
Patel, Jigar	Director, Construction Services	123,483	86
Patterson, Diane (Dian)	Director, Leadership and Learning	139,092	3,092
Pederson, Kira	Project Technologist	79,633	-
Pelletier, Ronald	Manager, Maintenance	78,835	-
Pereira, David	Development Manager	76,434	120
Perez, Julieta	Manager, Audit Services	99,357	224
Peters, Sheryl	Provincial Director, Redevelopment	149,361	175
Petraru, Georgiana	Non Profit Portfolio Manager	85,299	376
Philip, Owen	Senior Manager, Capital Planning	112,171	17
Piercey, Michael	Access and Assessment Administrator	80,180	2,865
Pierrot, Silas	Senior Manager, Budgeting and Forecasting	115,161	-
Pierrot, Tammy	Senior Manager, Corporate Planning	117,392	3,858
Pistrin, Michael	Associate Vice President, Asset Strategies	198,084	8,141
Pollock, Yvette	Manager, IT Programs	105,244	-
Quan, Karen	Audit Advisory Services Specialist	79,138	-
Rabang, Kevin	Database Manager	96,166	-
Ramsay, Shayne	Chief Executive Officer	316,434	821
Randall, Roberta	Manager, Community & Tenant Affairs	99,372	4,720
Rattenbury, Brenda	Senior Manager, Film and Special Events	98,369	-
Reid, Brendan	IT Security Manager	110,701	1,570
Reynolds, Raymond	Manager, Program Delivery	86,637	-
Rico, Jimmy	Senior Project Officer	86,199	393
Rodinger, Hans	Regional Operations Manager	103,996	163
Rodrigo, Maria	Supportive Housing Advisor	99,641	509
Roepcke, Cheryl	Regional Operations Manager	103,534	-
Romagnoli, Adam	Project Technologist	78,580	444

Employees with remuneration over \$75,000 (continued)

Name	Position	Remuneration	Expenses
Rorison, Sean	Senior Development Manager	\$ 103,850	\$ 1,142
Rothwell, Robert	Facilities Coordinator - Riverview Lands	79,460	607
Rubin, Jonathan	Director, Financial Analysis & Government Relations	86,980	-
Rudczyk, Victoria	Project Technologist	80,106	547
Rutherford, Sarah	Senior Researcher	78,315	324
Sadler, Michael	Director, Indigenous Relations	134,008	3,825
Sahota, Amarjit	Director, Enterprise Business Systems	133,349	-
Sarju, Randy	Business Support Manager	80,699	-
Schell, Douglas	Manager, Recycling and Waste Management	87,741	244
Schillaci-Ventura, Vincent	Manager, Records and Information Services	86,679	64
Schisler, Renee	Senior Communications Advisor, Stakeholder	78,884	-
Schmidt, Tara	Development Manager	97,911	2,309
Schmuck, Wayne	Non Profit Portfolio Manager	86,893	53
Scott, Danielle	Supportive Housing Programs Manager	95,551	-
Scott, Janice	IT Security Manager	107,098	2,479
See, Glenn	Business Systems Analyst	82,198	-
Seelamsetty, Anuroopa	Business Systems Analyst	90,184	-
Sekhon, Sairoz	Director, Women's Transition Housing & Supports	114,292	-
Serge, Margherita	Executive Coordinator	92,387	1,984
Sham, Yat Man (Abel)	Business Systems Analyst	93,544	357
Sharma, Shruti	Business Systems Analyst	82,940	-
Sharp, Nicola	Development Manager	90,612	2,556
Sheach, David	Non Profit Portfolio Manager	89,019	15
Shen, Cathy	Director, Executive Office & Corporate Secretary	113,558	3,416
Shu, Harmi	Manager, Platform Services	104,320	95
Shunny, Myra	Development Manager	89,726	880
Siew, Pooi Ching	Director, Lending Services	149,840	-
Siew, Vanessa	Director, Analytics & Systems Development	140,686	-
Singbeil, Felicia	Director, Organizational Design and Compensation	123,669	361
Sirbu, Alexandru	Human Resources Training Specialist	78,343	357
Smandych, Erin	Director, Applicant Services	136,603	-
Smith, Caitlin	Senior Manager, Program Analysis	98,176	-
Smith, Richard	Project Technologist	79,161	3,382
Smith, Sarah	Senior Development Manager	126,163	-
Smith, Tyler	Manager, Registration and Consumer Services	91,266	107
Smyth, Martin	Manager, Maintenance	105,171	1,448
Solamillo, Analisa	Project Technologist	80,105	-
Soltani, Shahab	Construction Project Manager	93,679	10,642
Soriano, Ogiesar	Project Technologist	78,012	-
Spassova, Tatiana	Payroll Administrator	78,791	246
Spratley, Mark	Development Manager	100,890	267
Srinivasan, Kalpana	Application Developer	91,071	357
Stapleton, Daisy	Supportive Housing Programs Analyst	87,521	98

Employees with remuneration over \$75,000 (continued)

Name	Position	Remuneration	Expenses
Shunny, Myra	Development Manager	89,726	880
Siew, Pooi Ching	Director, Lending Services	149,840	-
Siew, Vanessa	Director, Analytics & Systems Development	140,686	-
Singbeil, Felicia	Director, Organizational Design and Compensation	123,669	361
Sirbu, Alexandru	Human Resources Training Specialist	78,343	357
Smandych, Erin	Director, Applicant Services	136,603	-
Smith, Caitlin	Senior Manager, Program Analysis	98,176	-
Smith, Richard	Project Technologist	79,161	3,382
Smith, Sarah	Senior Development Manager	126,163	-
Smith, Tyler	Manager, Registration and Consumer Services	91,266	107
Smyth, Martin	Manager, Maintenance	105,171	1,448
Solamillo, Analisa	Project Technologist	80,105	-
Soltani, Shahab	Construction Project Manager	93,679	10,642
Soriano, Ogiesar	Project Technologist	78,012	-
Spassova, Tatiana	Payroll Administrator	78,791	246
Spratley, Mark	Development Manager	100,890	267
Srinivasan, Kalpana	Application Developer	91,071	357
Stapleton, Daisy	Supportive Housing Programs Analyst	87,521	98
Stedman, Geoffrey	Senior Project Officer	84,911	288
Steele, Jennifer	Property Portfolio Manager	75,218	2,868
Stenning, Sandra	Access and Assessment Coordinator	80,463	2,035
Stinn, Vanessa	Manager, Tenant Engagement	76,295	1,607
Stolpner, Dalia	Quality Assurance Analyst	83,627	2,774
Strome, Ronald	Director, Employee Relations, Occupational Health and Safety	158,459	736
Stuart, Brittany	Business Systems Analyst	93,041	-
Su, Michael	Manager, Business Applications Development	99,157	-
Sue, Terry	Manager, Program Delivery	76,790	-
Sunderji, Fatima	Manager, Group Homes and Portfolio Administration	87,413	1,994
Sutherland, Céline	Manager, Administration	82,567	173
Szpala, Magdalena	Director, Sustainability and Resilience	110,109	345
Talbott, Emma	Senior Communications Specialist, Community & Tenant Affairs	100,721	-
Tam, Vivian	Compensation Advisor	84,096	4,627
Tan, Allan	Manager, IT Programs	120,003	-
Tan, Cherry	Senior Financial Analyst	91,200	-
Tanche, Renee	Senior Supply Chain Specialist	79,286	-
Tang, Ping Yeung (Willie)	Director, Housing & Health Services	116,095	1,900
Tarbotton, Jesse	Development Manager	97,521	3,036
Tavender, Tara	Senior Governance Advisor	80,249	-
Teixeira da Silva, Marcio	Senior Development Manager	97,793	-
Tejani, Aliya	Development Manager	89,513	910
Thodupunuri, Ranjith	Application Developer	93,610	357
Thompson, Peter	Manager, Procurement	103,340	-
Tick, Frank	Coordinated Access and Assessment Manager	102,025	3,636

Employees with remuneration over \$75,000 (continued)

Name	Position	Remuneration	Expenses
Tippe, Kirstie	Manager, Business Support Services	92,510	397
Tohill, Malachy	Regional Director, North	139,900	6,795
Tong, Vincent	Vice President, Development and Asset Strategies	171,094	12,734
Tortorella, Richard	Manager, Infrastructure Services	96,095	117
Tran, Quang	Senior Supply Chain Specialist	79,215	175
Travale, Rodger	Housing and Health Nurse	89,134	3,784
Treverton, Brian	Maintenance Planner	78,119	2,600
Treverton, Patricia	Non Profit Special Projects Advisor	85,931	-
Tsui, Hermia	Senior Program Analyst	78,364	670
Tucker, Lisa	Property Portfolio Manager	79,472	2,117
Tung, Alexander	Manager, Platform Engineering	109,923	7,934
Urbanczyk, Luiza	Compliance Investigator	78,227	-
Vadisirisack, Dana	Construction Project Manager	86,103	1,789
Valenciano, Jesus (Will)	Senior Manager, Coordinated Access and	114,500	925
Van Den Camp, Diana	Regional Operations Manager	103,999	1,878
Volyansky, Mykhaylo (Michael)	Infrastructure Support Analyst	85,239	665
Wang, Guang Lei (Ryan)	Manager, Budgeting & Forecasting	98,884	-
Warchol, Rima	Non Profit Portfolio Manager	81,446	655
Wark, Brant	Non Profit Portfolio Manager	75,961	49
Warren, Jonathan	Infrastructure Engineering	97,269	665
Watt, Tsitsi	Regional Director, Fraser Region	131,185	192
Wetmore, Christopher (Chris) J	Coordinated Access and Assessment Manager	87,042	1,763
Wetterlind, Gregory	Maintenance Supervisor	75,578	-
White, Philip	Director, Technology Services	136,663	8
Wiercinski, Joseph	Manager, Maintenance	102,961	492
Williamson, Lisa	Recruitment Specialist	86,046	-
Winter, Douglas	Development Manager	90,294	-
Wong Cok, Jose	Development Manager	77,010	201
Wong, Amy	Director, Regional Development, North	160,741	868
Wong, Chang (Walter)	Project Technologist	78,403	-
Wong, Charles	Audit Advisory Services Specialist	80,384	-
Wong, Hang Matthew (Matt)	P3 Contract Manager	83,270	660
Wong, John	Manager, Systems Development	124,308	34
Wong, Leo	Manager, Data Analytics and Integration	110,300	-
Wong, Rashid (Kam) Sing	Application Developer	87,770	-
Wong, Yvonne	Manager, Financial Analysis & Reporting	93,638	-
Wood, Daniel	Property Agent	83,496	166
Woollard, Ken	Property Portfolio Manager	79,553	4,324
Woolliams, Jessica	Senior Strategic Advisor, Sustainability and Resilience	77,758	346
Wray, Joshua (Josh) D	Construction Project Manager	84,382	1,299
Wu, Justin	Budget Financial Analyst	79,234	1,043
Wu, Kelly	Senior Manager, Lending Services	105,652	-
Wu, Ping Hsueh (Mike)	Project Technologist	82,245	2,135

Employees with remuneration over \$75,000 (continued)

Name	Position	Remuneration	Expenses
Wurdemann, Julie	Regional Director, Vancouver Coastal	140,764	2,887
Yalung, Ross	Manager, Capital Improvements	110,308	902
Yen, Chung-Yung (Jerry)	Maintenance Chargehand	77,250	-
Yik, Kwan Chak (Ben)	BI & Data Integration Developer	85,876	357
Yin, Yuan (Daphne)	Executive Director, Finance	144,934	950
Young, Emma	Manager, Housing Provider Agreements	85,451	296
Yu, Polly	Supervisor, Mortgage Administration	78,378	-
Yu, Sunny	Senior Research Analyst	78,080	-
Yuen, Stanley	Development Manager	93,494	2,935
Yuyitung, Ipi	Business Systems Analyst	93,665	893
Zabala, Gorka	Manager, Real Estate Services	115,839	2,223
Zacharias, Wesley	Property Portfolio Manager	82,616	1,412
Zemariam, Admas	Supportive Housing Programs Analyst	87,116	50
Zhang, Rui (Amanda)	Comptroller	120,654	950
Zhu, Ying	Application Developer	92,550	357
Ziebarth, Kirsten	Manager, Capital Improvements	106,757	317
Zirdum, Antun	Manager, Infrastructure Engineering	112,536	-
Total employees with remuneration over \$75,000		\$ 40,109,805	\$ 462,240

Other employees with remuneration less than \$75, 000 33,558,014

TOTAL, all employees Remuneration \$ 73,667,819

Other salary costs* 12,622,341

Total salaries and labour per Statement of Revenue and Expenditures \$ 86,290,160

* Other salary costs include accrued time off and employers' portion of employee benefits



Shayne Ramsay
Chief Executive Officer
May 26, 2022

* Prepared under the Financial Information Regulation, Schedule 1, Subsection 6(7)

British Columbia Housing Management Commission
Schedule of Severance Agreements*

There were three severance agreements made between the British Columbia Housing Management Commission and its non-unionized employees during fiscal year 2021/2022.

The agreements range from seven months to eighteen months of compensation. **

** "Compensation" means salary and benefits. Benefits include the employer's share of health and welfare benefits and superannuation premiums.



Shayne Ramsay
Chief Executive Officer
May 26, 2022

* *Prepared under the Financial Information Regulation, Schedule 1, Subsection 6(7)*

British Columbia Housing Management Commission
Schedule of Payments to Suppliers of Goods and Services
For the Year Ended March 31, 2022

Supplier	Amount
0407 HOLDING LTD /OA ANCHOR INN & SUITES	\$ 30,290
0993475 BC LTD DBA SURESTAY PLUS HOTEL	1,234,277
0997493 BC LTD/OA SUPER 8 WEST KELOWNA	1,502,870
1035525 BC LTD. DBA SEABREEZE INNE	105,073
1039813 BC LTD (POLSON PARK MOTEL)	702,816
114438 BC LTD DBA SLUMBER LODGE WILLIAMS	108,856
1173980 B.C. LTD.	62,405
1186729 BC LTD DBA OXFORD HOTELS LTD	2,244,465
1205540 BC LTD. DBA KNIGHTS INN	394,605
1230624 B.C. LTD.	321,485
1260895 BC LTD FREEPORT INDUSTRIES LTD	10,967,785
1265771 BC LTD	103,294
1282781 BC LTD DBA COZY COURT MOTEL	433,396
1299878 BC LTD FREEPORT INDUSTRIES LTD	925,255
1ST TRAUMA SCENE CLEAN UP LTD	57,990
2 BAKER DEVELOPMENTS LTD	155,610
2288735 ALBERTA LTD OA THE VICTORIAN MOTEL AND RV PARK	37,800
23 CORDOVA HOLDINGS INC	23,945,628
369 TERMINAL HOLDINGS LTD	610,083
4 SEASONS FIRE PREVENTION SERVICES	30,148
455486 B.C. LTD.	25,500
476687 BC LIMITED O/A PACIFIC INN & SUIT	155,755
51561 BC Ltd.	441,222
5859 INVESTMENT LTD DBA SUPER 8 DUNCAN	175,705
612333 BC LTD	198,387
623170 BC LTD (DBA AS REMPLE DISPOSAL)	31,261
636608 BC LTD	413,906
951624 ONTARIO LIMITED	162,539
A LOVING SPOONFUL	302,141
A V R HOLDINGS LTD.	993,279
A.W. FIREGUARD SUPPLIES LTD	845,485
ABC ENTERPRISES (8034893 CANADA INC)	96,842
ABC EXPRESS SERVICE LTD	84,372
ABELL PEST CONTROL INC	88,744
ACME JANITOR SERVICE LTD	124,728
ACRES ENTERPRISES LTD	363,820
ACTES ENVIRONMENTAL LTD	382,958
ACTION ELECTRIC LTD	585,690
ACTION GLASS INC	27,802
ACTION INTEGRATED SECURITY	56,495

Schedule of Payments to Suppliers of Goods and Services (continued)

Supplier	Amount
ACTIVE EARTH ENGINEERING LTD	\$ 206,552
ACTIVE WINDOW FILMS LTD	142,569
AES ENGINEERING LTD	61,795
AFC INDUSTRIES LTD	549,123
ALEXANDER, GRAHAM	347,465
ALL FIRE ACCESS	148,891
ALL PRO PLUMBING & HEATING INC	255,215
ALL SEASONS DEVELOPMENT LTD	1,866,689
ALLPOINTS FIRE PROTECTION LTD	39,403
ALPHA & OMEGA PAINTING	452,912
ALPINE BUILDING MAINTENANCE INC	128,141
ALTUS GROUP	151,570
AMALGA CONSTRUCTION LTD	87,730
AMERESCO	319,697
AMRE SUPPLY CANADA INC	61,246
ANDERSON, BOYD DBA ROCKABOO CONTRACTING	65,803
ANGELA CHAN DESIGN	41,058
ANNEX CONSULTING GROUP INC	68,296
ANR CONSTRUCTION LTD	292,664
APLIN MARTIN CONSULTANTS LTD	104,957
APPLEONE SERVICES LTD	470,959
AQUILINI PROPERTIES LTD PARTNERSHIP	62,102
ARCADIA ELEVATOR SERVICES LTD	57,447
ARCHIE JOHNSTONE PLUMBING & HEATING LTD	36,798
ARCHWAY CONSTRUCTION LTD	466,745
ARJO CANADA INC	187,007
ARMACOM CONSTRUCTION LTD	84,032
ARMACOM PLUMBING & HEATING LTD	110,944
ARPA INVESTMENTS	268,259
ASSOCIATED VICTORIA PEST CONTROL LTD	30,589
ATC CONTRACTING & LANDSCAPING LTD	73,028
ATCO STRUCTURES & LOGISTICS	16,417,018
ATTAIN SOLUTIONS INC	170,021
ATTENTION TO DETAIL REMEDIATION LTD	587,505
AVOCETTE TECHNOLOGIES INC	45,691
AWQS CONSULTING	45,825
B&C FOOD DISTRIBUTORS	47,256
BAILEY, BRION	42,443
BAKerview M.B. CHURCH	143,554
BARTLE & GIBSON CO LTD	81,401
BATH INVESTMENTS	82,657
BAYVIEW HOTEL GROUP LTD O/A BAYVIEW HOTEL	25,116
BC HANDYMAN & CONSTRUCTION LTD	54,826

Schedule of Payments to Suppliers of Goods and Services (continued)

Supplier	Amount
BC HYDRO	4,999,374
BEEBE, MARK	58,130
BENTSEN HOMES INC	42,380
BERLIN EATON & ASSOCIATES LTD	36,317
BIM ONE INC CONSTRUCTION VIRTUELLE	32,338
BINGHAM HILL ARCHITECTS	52,397
BK WOODS & WATER SUPPLIES LTD	55,921
BLACKBIRD SECURITY INC	38,367
BOAZ ENTERPRISES LTD DBA GLENWOOD INN AND SUITES	116,508
BOLA CONTRACTING	776,997
BOLDT COMMUNICATIONS INC	38,693
BONI-MADDISON ARCHITECTS	293,636
BORDEN LADNER GERVAIS LLP	1,354,186
BOSTON CONSTRUCTION CORP	136,987
BOUGHTON LAW CORPORATION	855,858
BRIAN JACKSON CONTRACTING & EXCAVATING	35,498
BRIDGEHOUSE LAW LLP	128,399
BRITCO BOXX LIMITED PARTNERSHIP DBA BRITCO	25,063
BROADWAY REFRIGERATION & A/C CO LTD	195,020
BROWN & OAKES ARCHAEOLOGY	154,250
BROWN MECHANICAL SERVICES (1999) LTD	109,171
BTY CONSULTANCY GROUP INC	70,679
BUCKLIN HOLDINGS LTD DBA VILLA MOTEL	204,139
BULKLEY PAVING LTD	27,239
BULLET SECURITY CAMERAS INC	45,841
BURNS LAKE BAND	65,958
BUSINESS COUNCIL OF BRITISH COLUMBIA	30,030
BUSTED KNUCKLE SERVICES LTD	78,100
CALEDONIA EQUITY LIMITED PARTNERSHIP	225,184
CALLAWAY PLUMBING & DRAINS LTD	36,068
CAMBIE ROOFING AND DRAINAGE CONTRACTORS	106,593
CAN ASSOC. OF CONSULTING ENERGY ADVISORS	30,000
CANADIAN METROPLOITAN PROPERTIES CORP	501,817
CANADIAN RECREATION SOLUTIONS INC	28,193
CAN-AM BUILDING ENVELOPE LTD	252,659
CANMAPLE INVESTMENTS CORPORATION	54,668
CANPRO CONSTRUCTION LTD	1,807,152
CAPITAL CITY CENTRE HOTEL LTD.	598,908
CAPTURE THE MOMENT STUDIOS INC	47,000
CASMAN PROJECTS (BC) INC	1,565,573
CELERITY ENGINEERING LIMITED	74,823
CENTRA CONSTRUCTION LTD	748,368
CENTRAL PARK DEVELOPMENTS INC	4,580,244

Schedule of Payments to Suppliers of Goods and Services (continued)

Supplier	Amount
CHANDOS CONSTRUCTION LTD	\$ 6,448,895
CHAPMAN BURNER AND HEATING SERVICE LTD	\$ 35,004
CHARRON, REMI	\$ 42,952
CHARTER TELECOM INC	\$ 174,375
CHRA - ACHRU	\$ 86,706
CHRISTINE LINTOTT ARCHITECTS LTD	\$ 57,608
CHW HOSPITALITY CORP/ TRAVELODGE CHILLIWACK	\$ 152,996
CITY AIR DUCT CLEANERS INC	\$ 39,601
CITY FURNITURE (2005) LTD	\$ 46,590
CITY FURNITURE (DC) LTD	\$ 30,260
CJK INVESTMENTS LTD.	\$ 704,492
CLEAN START HOARDING AND JUNK REMOVAL	\$ 1,442,582
CLEARVIEW DEMOLITION LTD	\$ 1,417,888
CLOUDMOYO INC	\$ 46,453
COAST MAILING SERVICES	\$ 69,619
COAST VICTORIA HOTEL & MARINA	\$ 839,306
CODESIGN ARCHITECTURE INC	\$ 263,168
COINAMATIC	\$ 354,048
COLLABWARE SYSTEMS INC	\$ 67,893
COLLIERS MACAULAY NICOLLS (VICTORIA) LTD	\$ 289,237
COLUMBUS CONSTRUCTION & RESTORATION LTD.	\$ 1,555,730
COMPLETE CARPENTRY SERVICES LTD	\$ 166,831
COMSENSE HOLDINGS LTD	\$ 70,793
COPPER RIVER PLUMBING & HEATING LTD	\$ 28,189
CORAL CONTRACTING CORP	\$ 150,324
CORE TWO MANAGEMENT GROUP LTD	\$ 83,773
CORRECTA CONSTRUCTION GROUP LTD	\$ 224,604
COVER ARCHITECTURAL COLLABORATIVE INC	\$ 305,956
COWICHAN HOSPITALITY GROUP LTD DBA RAMADA DUNCAN	\$ 1,461,786
CULLEN DIESEL POWER LTD	\$ 174,878
CUSHMAN & WAKEFIELD ULC	\$ 73,362
CUSTOM AIR CONDITIONING LTD	\$ 33,499
CUSTOM DESIGN CONTRACTING	\$ 128,312
D. EVANS TECHNICAL SERVICES	\$ 127,704
D.D. (2019) HOSPITALITY CORP.	\$ 5,150,909
D'AMBROSIO ARCHITECTURE & URBANISM	\$ 64,651
DAMS FORD LINCOLN SALES LTD	\$ 478,006
DART INDUSTRIES	\$ 62,588
DAVID NAIRNE & ASSOCIATES LTD	\$ 696,955
DAVIES CONTRACTING LTD	\$ 32,049
DAWSON CREEK MECHANICAL	\$ 43,042
DAY COMMUNICATIONS (VANCOUVER) INC	\$ 133,095

Schedule of Payments to Suppliers of Goods and Services (continued)

Supplier	Amount
DC REAL ESTATE HOLDINGS INC. DBA RE/MAX	\$ 165,054
DECENT PAINTING & DECORATING	\$ 62,475
DEITER CONSULTING GROUP	\$ 79,527
DELOITTE LLP	\$ 168,823
DESIGNGEIST VISUAL COMMUNICATIONS LTD	\$ 101,605
DEVINE ARBORICULTURAL SOLUTIONS	\$ 57,675
DEXTERRA GROUP INC	\$ 1,343,220
DHK ARCHITECTS INC.	\$ 449,839
DISENO DEVELOPMENT CORPORATION	\$ 127,897
DIVISION 2 ENVIRONMENTAL	\$ 61,899
DLO MOVE SUPPORT SERVICES	\$ 122,732
DOLAN'S GAS FITTING & HEATING LTD	\$ 34,599
DOUGLAS COLLEGE	\$ 55,470
DSG MANAGEMENT GROUP	\$ 104,022
DTM SYSTEMS CORPORATION	\$ 102,450
DUBAS ENGINEERING INC	\$ 315,751
DYNAMIC FACILITY SERVICES LTD	\$ 612,524
DYSON CANADA LIMITED	\$ 74,575
ECLIPSE AUTO SPA LTD	\$ 69,185
EDGE ARCHITECTURE INC	\$ 36,754
EGGERT PROJECTS LTD	\$ 31,601
EJS PUBLIC RELATIONS INC	\$ 157,467
ELLISDON CORPORATION	\$ 106,911
ESC AUTOMATION INC	\$ 74,339
EVOKE BUILDINGS ENGINEERING INC	\$ 41,423
EXP SERVICES INC	\$ 238,131
FACTION PROJECTS INC	\$ 612,117
FAITH HOTEL LTD.	\$ 54,744
FASKEN MARTINEAU DUMOULIN LLP	\$ 64,986
FIGMENT COACHING	\$ 46,413
FINA ELECTRIC SERVICES GROUP LTD	\$ 304,799
FIRST CLASS WINDOW CLEANING	\$ 34,230
FOCAL ENGINEERING INC	\$ 49,009
FONTAINE, ROBERT	\$ 64,200
FORTIS BC ENERGY INC	\$ 4,046,462
FOUNDRY COMMERCIAL KITCHENS INC	\$ 87,756
GARTNER CANADA CO	\$ 251,580
GAV ENTERPRISES LTD	\$ 398,799
GFL ENVIRONMENTAL INC	\$ 31,874
GISCOME CONTRACTING LIMITED	\$ 175,270
GLAVE STRATEGIES	\$ 39,386
GLOBAL ROADWAY MAINTENANCE INC	\$ 907,538

Schedule of Payments to Suppliers of Goods and Services (continued)

Supplier	Amount
GOLDEN GLOBE CONSTRUCTION LTD	\$ 1,594,200
GOLDEN MARZIPAN LTD	\$ 31,500
GORDON FOOD SERVICE CANADA LTD	\$ 118,425
GORILLA PROPERTY SERVICES LTD	\$ 65,174
GRAND & TOY LIMITED	\$ 73,065
GRAYDON ELECTRICAL CONTRACTING INC	\$ 27,999
GREATER VICTORIA COALITION TO END	\$ 1,117,286
GREENS KEEPER, THE	\$ 50,726
GREYBACK CONSTRUCTION LTD	\$ 1,062,153
GRIFFIN INVESTIGATION AND SECURITY SERVICES LTD	\$ 552,908
GRODZUIK, DAN & MYRA	\$ 30,716
GROUP8108 EXECUTIVE PROTECTION INC.	\$ 109,553
GROUSE CREEK HOTEL LTD	\$ 2,460,777
GURKHA BUILDING SERVICES LTD	\$ 36,540
HALL, RICHARD J	\$ 112,665
HANDICARE	\$ 154,635
HANDY APPLIANCES LTD	\$ 30,549
HANSCOMB	\$ 55,767
HARBOUR HOUSE HOTEL	\$ 34,372
HARRY CUMMINGS AND ASSOCIATES INC	\$ 36,805
HAWES HOME & YARD CONTRACTING INC	\$ 135,177
HAYS SPECIALISTS RECRUITMENT (CANADA)	\$ 502,787
HDR ARCHITECTURE ASSOCIATES INC	\$ 46,267
HENDERSON CONSTRUCTION LTD	\$ 130,221
HENRIQUEZ PARTNERS ARCHITECTS	\$ 42,000
HERITAGE GROUP OF COMPANIES	\$ 37,054
HEXAVEST	\$ 38,674
HIGHTECH PRO RESTORATIONS INC	\$ 36,723
HOFF SECURITIES BDA PENTICTON SECURITY	\$ 26,838
HOLIDAY INN & SUITE VANCOUVER DOWNTOWN	\$ 5,413,475
HOLIDAY INN EXPRESS METROTOWN	\$ 1,722,017
HOME & HOUSE BUILDER LTD	\$ 1,097,912
HOMEWOOD HEALTH INC	\$ 42,408
HOOTSUITE INC	\$ 72,547
HORIZON ENGINEERING INC	\$ 116,099
HOTCORE PRODUCTS LTD	\$ 30,038
HOTEL NANAIMO HOLDINGS LTD. DBA THE GRAND HOTEL NANAIMO	\$ 163,297
HOTEL ZHU LTD. DBA TRAVELODGE PARKSVILLE	\$ 488,498
HOULE ELECTRIC LIMITED	\$ 587,107
HOWARD JOHNSON HOTEL	\$ 4,216,941
HOWARD PARKER, PATTI PARTINGTON	\$ 185,873
HUMAN STUDIO ARCHITECTURE AND URBAN	\$ 37,596
HYDRACLEAN RESTORATION SERVICES LTD	\$ 287,781

Schedule of Payments to Suppliers of Goods and Services (continued)

Supplier	Amount
ICERTIS INC	\$ 341,161
IDEASPACE	\$ 57,815
IDL PROJECTS INC	\$ 4,502,396
IGNITE TECHNICAL RESOURCES LTD	\$ 90,508
IMPACT ENERGY ENGINEERING LTD	\$ 318,836
IMPERIAL PAINTING	\$ 1,045,829
IN SITU CONSULTING INC	\$ 29,067
INDIGENOMICS INSTITUTE	\$ 78,750
INDIGENOUS CORPORATE TRAINING INC	\$ 33,167
INDUSTRA ICI CONSTRUTORS LTD	\$ 174,338
INDUSTRIAL PLASTICS & PAINT	\$ 25,088
INHABIT ARCHITECTURE INC	\$ 70,405
INLAND TECHNICAL SERVICES LTD	\$ 45,934
INSIGHT CANADA INC	\$ 71,186
INSIGHT ENGINEERING LTD	\$ 26,661
INTEGRAL GROUP	\$ 87,537
IPSOS LP	\$ 26,250
IRC BUILDING SCIENCES GROUP	\$ 56,956
ISLAND FLOOR CENTRE LTD	\$ 30,773
ISLAND KEY COMPUTER LTD	\$ 968,969
ISLAND WEST COAST DEVELOPMENTS LTD	\$ 113,819
IT/IQ TECH RECRUITERS	\$ 509,823
IVANTI	\$ 57,007
J & J CONSTRUCTION	\$ 70,011
J.E. ANDERSON & ASSOCIATES	\$ 27,484
J.J. MAKUCH & SON	\$ 66,401
JBD ELECTRIC APPLIANCES	\$ 34,494
JEDOX INC	\$ 78,203
JILLDEN PROPERTY MANAGEMENT	\$ 90,698
JLK PROJECTS LTD	\$ 97,203
JOHNSON'S WATER WORKS LTD	\$ 98,316
JOLIET ENTERPRISES LTD	\$ 253,890
JONES BAR BQ - 1331979 BC	\$ 356,857
JONES BAR-B-QUE INC	\$ 1,289,324
JONES LANG LASALLE REAL ESTATE SERVICES	\$ 25,745
JORDANS RUGS LTD	\$ 2,251,784
JTW CONSULTING INC	\$ 339,550
JULIET ANDERTON CONSULTING	\$ 49,581
JUSTICE INSTITUTE OF BRITISH COLUMBIA	\$ 52,416
K&C'S CONSTRUCTION & RENOVATIONS LTD	\$ 222,242
KAMBO ENERGY GROUP INC	\$ 50,779
KAMLOOPS CURLING CLUB	\$ 256,141
KAMLOOPS LODGING GROUP INC.	\$ 395,637

Schedule of Payments to Suppliers of Goods and Services (continued)

Supplier	Amount
KD ENGINEERING	\$ 27,773
KEBET HOLDINGS LTD.	\$ 107,418
KELLER CONSTRUCTION LTD	\$ 1,260,784
KENNEDY LANDSCAPES	\$ 27,770
KERR CONTROLS INC	\$ 80,993
KIFINTI SOLUTIONS INC	\$ 57,538
KIRK & CO CONSULTING LTD.	\$ 219,317
KLONDIKE CONTRACTING CORPORATION	\$ 607,949
KNAPPETT PROJECTS INC	\$ 2,106,476
KOBALT SYSTEMS LTD	\$ 91,800
KONE INC	\$ 96,773
KOOTENAY LANDSCAPE	\$ 25,162
KUHN & COMPANY	\$ 185,370
KWELA LEADERSHIP AND TALENT MANAGEMENT	\$ 25,097
L.W. PROPERTY ADVISORS LTD	\$ 29,593
L5 CONSULTING SERVICES INC	\$ 173,742
LANDMARK ARCHITECTURE LTD	\$ 82,731
LANDSCAPE EFFECTS GROUP	\$ 33,101
LANDSEA CAMP AND CATERING SERVICES LTD	\$ 9,185,759
LANDSEA CONSTRUCTION LTD	\$ 3,149,522
LAPPER ENTERTAINMENT	\$ 111,623
LEEMAC ELECTRIC LTD	\$ 25,046
LEITH WHEELER INVESTMENT COUNSEL LTD	\$ 74,099
LEMMEN, TED	\$ 224,089
LIBERTY CONTRACT MANAGEMENT INC	\$ 1,336,855
LIDSTONE & COMPANY BARRISTERS & SOLICITORS	\$ 26,269
LILLIE FAMILY HEATING & PLUMBING LTD	\$ 743,890
LILLOOET CONTRACTING LTD	\$ 68,714
LITTLE BIRD MEDIA	\$ 47,300
LOCK-RITE SECURITY	\$ 210,147
LONGVIEW	\$ 69,177
LONSDALE ENERGY CORPORATION	\$ 123,094
LOTUS DESERT ENTERPRISE LTD. DBA MERRITT	\$ 560,982
LRS PAINTING	\$ 147,459
M. NINOW CONSULTING	\$ 92,992
MAC'S HEATING	\$ 316,396
MAHAL ENTERPRISES INC DBA GRAND FORKS INN	\$ 44,742
MARK'S COMMERICAL	\$ 25,250
MARSH CANADA LIMITED	\$ 732,438
MARTIN PYKALO ARCHITECT	\$ 76,022
MASTER CARE FACILITY SERVICES	\$ 35,458
MATCON CIVIL CONSTRUCTORS INC	\$ 302,670
MAX CONSTRUCTION	\$ 104,942

Schedule of Payments to Suppliers of Goods and Services (continued)

Supplier	Amount
MAXIM PROPERTY SERVICES LTD	\$ 32,594
MAZZEI ELECTRIC LTD	\$ 125,662
MCCONNELL, CODY O/A C&T CONSTRUCTION	\$ 190,940
MCCREDIE, DIANE	\$ 52,027
MCCUAIG & ASSOCIATES ENGINEERING LTD	\$ 345,600
MCELHANNEY LTD	\$ 112,235
MCINTYRE, JAMES WALTON	\$ 84,208
MCW CONSULTANTS LTD	\$ 34,558
MERCER (CANADA) LIMITED	\$ 90,500
MERRICK ARCHITECTURE	\$ 79,232
METRONIX SERVICES INC	\$ 215,733
MICROSOFT CANADA INC	\$ 1,461,768
MIERAU CONTRACTORS LTD	\$ 562,297
MILLER, GALE	\$ 80,084
MJMM ENTERPRISES LTD	\$ 68,470
MONDAY MORNING CONSULTANTS	\$ 48,228
MONOGRAM COMMUNICATIONS & CONSULTING INC	\$ 93,655
MORRISON HERSHFIELD - BURNABY	\$ 327,709
MOVEMENT TAPESTRIES LLC	\$ 38,428
MSB WESTCOAST CONSTRUCTION INC.	\$ 39,584
MUCHALAT PROJECTS LTD	\$ 165,271
MUNDI 910 VICTORIA ENTERPRISES LTD	\$ 111,669
MVITA INVESTMENTS LTD. DBA VANCOUVER	\$ 1,096,595
MVP SALES & MARKETING INC	\$ 53,353
NAI COMMERCIAL OKANAGAN LTD	\$ 42,486
NAIKOON CONTRACTING LTD	\$ 30,000
NAM'S HOSPITALITY INC DBA COLONIAL 900 MOTEL	\$ 324,185
NAPP ENTERPRISES LTD	\$ 2,046,890
NEALE, DAVID	\$ 79,261
NEPTUNE SECURITY SERVICES INC	\$ 59,531
NERO GLOBAL	\$ 32,551
NEW CITY CONTRACTING LTD	\$ 651,865
NEW LEAF IRRIGATION INC	\$ 28,991
NEY CONSTRUCTION LTD	\$ 46,979
NOMODIC MODULAR STRUCTURES INC	\$ 19,188,928
NORTH POINT CONSTRUCTION LTD	\$ 9,775,632
NORTH SHORE INN - HANVILLE DEVELOPMENT	\$ 608,025
NORTH VALLEY CONTRACTING LTD	\$ 44,866
NORTHERN CAPITAL RADON SERVICES LTD	\$ 55,258
NORTHLAND PROPERTIES CORPORATION	\$ 2,009,580
NORTON ROSE FULBRIGHT CANADA LLP	\$ 33,700
NOVA PAINTING INC	\$ 46,965
NOVACOM CONSTRUCTION LTD	\$ 2,125,804

Schedule of Payments to Suppliers of Goods and Services (continued)

Supplier	Amount
NRB MODULAR SOLUTIONS	\$ 58,825,457
NSDA ARCHITECTS	\$ 155,145
NW ELECTRICAL SOLUTIONS LTD	\$ 86,368
OBIE AND AX INC	\$ 67,200
OFFICE TEAM	\$ 56,183
OKANAGAN MAINTENANCE	\$ 48,603
OLIVIT CONSTRUCTION LTD	\$ 145,804
OLYMPIC PROJECTS LTD	\$ 504,444
ONTARGET CONSTRUCTION SOLUTIONS LTD	\$ 40,283
OPEN REGENERATIVE TECHNOLOGIES INC	\$ 32,748
OPTIMUM SECURITY INC	\$ 160,524
ORACLE CANADA ULC	\$ 2,166,082
O'REILLY, EILEEN AND DUGAN	\$ 80,726
OVERHEAD DOOR COMPANY OF VANCOUVER	\$ 36,099
OVERLAND FREIGHT INTERNATIONAL	\$ 135,043
PACIFIC COAST COMMUNITY RESOURCES INC	\$ 26,656
PACIFIC COAST TENTS INC	\$ 48,967
PACIFIC NORTHERN GAS LTD	\$ 104,378
PACIFIC PREFERRED DEVELOPMENTS LTD	\$ 976,885
PACIFIC REACH HOTEL (GUILDFORD) LP	\$ 1,355,870
PAC-WEST CONTRACTING (PAC-WEST VENTURES	\$ 1,616,437
PALADIN SECURITY GROUP	\$ 4,902,133
PALADIN TECHNOLOGIES INC	\$ 38,887
PANTROPICAL LAWN AND GARDEN CARE	\$ 164,539
PARISSMA HOLDINGS LTD DBA BELAIR INN	\$ 225,108
PARROTTA LANDSCAPING	\$ 30,000
PARRY'S HAULING & JUNK REMOVAL LTD	\$ 80,814
PATRICK'S LAWN SERVICES	\$ 48,760
PEAKE OF CATERING	\$ 1,157,274
PENTO CONSULTING	\$ 108,198
PERKINS + WILL	\$ 598,260
PETROSIAN, MARIAM	\$ 86,003
PFM EXECUTIVE SEARCH	\$ 26,351
PHI INVESTMENTS LTD. C/O VALUE LODGE MOTEL	\$ 165,485
PINCHIN LTD	\$ 91,785
PINNA SUSTAINABILITY INC.	\$ 50,938
PIPERUN PLUMBING AND MECHANICAL LIMITED	\$ 268,354
PITNEY WORKS	\$ 224,000
POLARIS LAND SURVEYING INC	\$ 26,585
POLO SECURITY SERVICES LTD	\$ 110,023
PRD CONSTRUCTION LTD	\$ 3,978,959
PRECISE KIT PROMOTIONS INC - EVAN GOULD	\$ 470,735
PRESTIGE HARBOURFRONT RESORT	\$ 73,658

Schedule of Payments to Suppliers of Goods and Services (continued)

Supplier	Amount
PRESTIGE LAKEVIEW INN	\$ 85,040
PRICE'S LOCK & SAFE	\$ 55,314
PRICewaterHOUSECOOPERS	\$ 122,850
PRO WORKS PAINTING	\$ 138,356
PROGRUS CONSTRUCTORS INC	\$ 657,918
PUMA UTILITY MONITORING INC	\$ 96,600
PURELY CRM CONSULTING INC	\$ 64,313
QV INVESTORS INC	\$ 77,779
R.H. JONES & SON MECHANICAL LTD	\$ 56,690
RAM MECHANICAL LTD	\$ 367,673
RANDSTAD	\$ 37,395
RATHORE ENTERPRISES LIMITED	\$ 122,090
RDH BUILDING SCIENCE INC	\$ 166,671
READ JONES CHRISTOFFERSEN LTD	\$ 376,157
REALTY-ONE REAL ESTATE LTD	\$ 93,412
REDEKOP FERRARIO PROPERTIES (DIAMOND)	\$ 693,829
RELATIVITY PROJECTS INC	\$ 30,204
REMAX DAWSON CREEK CHETWYND BRANCH	\$ 41,636
RESOLVE RESEARCH SOLUTIONS INC	\$ 31,150
RESTRUCTION BUILDING SERVICES LTD	\$ 1,002,626
RESTWELL MATTRESS CO	\$ 45,930
RG FACILITIES (VICTORIA) LTD DBA SAVE ON FOODS MEMORIAL CENTRE	\$ 902,630
RGL BUILDING INSPECTOR SERVICES	\$ 61,303
RICHARD M. DELANEY & ASSOCIATES INC	\$ 126,659
RICHARDS BUELL SUTTON	\$ 233,336
RICHMOND ELEVATOR MAINTENANCE LTD	\$ 30,442
RICOH CANADA INC	\$ 74,628
RIGHT-A-WAY CONSTRUCTION	\$ 731,369
RITE-WAY FENCING (KAMLOOPS) INC	\$ 62,398
RJS CONSTRUCTION LTD	\$ 153,047
ROBERT HALF CANADA INC	\$ 348,168
ROCKY POINT ENGINEERING LTD	\$ 44,960
ROMA BUILDING RESTORATION LTD	\$ 570,497
RON HART ARCHITECT LTD	\$ 45,634
ROYAL LEPAGE FORT NELSON REALTY	\$ 32,042
ROYAL LEPAGE NANAIMO REALTY CO LTD	\$ 39,363
ROYAL PRINTERS LTD	\$ 53,899
RUSSELL HENDRIX FOODSERVICE EQUIPMENT	\$ 76,830
RYERSON UNIVERSITY	\$ 55,000
RYZUK GEOTECHNICAL	\$ 77,440
S&S INSURANCE SERVICES LTD	\$ 198,282
SAANICH RENTALS	\$ 25,368
SALTIRE ENTERPRISES INC O/A MEN IN KILTS	\$ 30,269

Schedule of Payments to Suppliers of Goods and Services (continued)

Supplier	Amount
SANITECH SERVICES LTD	\$ 46,034
SASCO CONTRACTORS LTD	\$ 249,235
SAYWELL CONTRACTING LTD	\$ 747,157
SCHELL MOTOR EXPRESS	\$ 382,201
SCIUS ADVISORY INC	\$ 160,559
SCORE PROMOTIONAL MARKETING INC	\$ 534,054
SDP LODGING LP O/A KELOWNA BEST WESTERN	\$ 983,055
SEASIDE VILLA MOTEL & RV PARK	\$ 107,645
SEASONS MOVING MANAGEMENT	\$ 37,301
SECURE LODGING SYSTEMS INC	\$ 112,354
SEGUIN MORRIS MECHANICAL INC	\$ 198,450
SENEZ CONSULTING LTD	\$ 54,436
SENTIS MARKET RESEARCH INC	\$ 57,133
SERVICE MASTER - BORGERSEN ENTERPRISES	\$ 61,166
SHAW CABLE	\$ 205,459
SHIRLEY, BRENT (DBA HYDRA CON SERVICES)	\$ 473,169
SIERRA SYSTEMS GROUP INC/ NTT DATA	\$ 51,786
SINGLETON URQUHART REYNOLDS VOGEL LLP	\$ 1,108,622
SINO ENGINEERING	\$ 47,617
SKY STREAM VIDEO SECURITY	\$ 30,512
SLINGSHOT COMMUNICATIONS INC	\$ 51,083
SMITH, CARMEN	\$ 51,082
SMITH, PAULA AND BRIAN ALLEN	\$ 80,447
SOFTCHOICE CANADA INC	\$ 280,793
SOUTHGATE CITY HOMES LTD.	\$ 50,160
SPANI DEVELOPMENTS LTD	\$ 941,273
SPARTAN CONTROLS	\$ 129,088
SR ENGINEERING LTD	\$ 73,885
SRO AF LP	\$ 5,197,000
SSA QUANTITY SURVEYORS LTD	\$ 32,990
SSR SECURITY SERVICES LTD	\$ 287,508
STANLEY SECURITY CANADA ULC	\$ 755,262
STANTEC CONSULTING LTD	\$ 33,356
STAPLES ADVANTAGE	\$ 277,987
STARK MARKETING AGENCY LIMITED	\$ 49,258
STATION ONE ARCHITECTS	\$ 300,730
STEALTH SECURITY INC	\$ 35,453
STEEL ART SIGNS CORP	\$ 50,595
STEELHEAD CONTRACTING	\$ 27,805
SUNSHINE COAST SECURITY LTD	\$ 202,524
SUPER KLEAN CARPET & RESTORATION	\$ 78,298
SUPER SAVE FENCE RENTALS INC	\$ 25,219
SUPER SAVE FUELS	\$ 66,973

Schedule of Payments to Suppliers of Goods and Services (continued)


Supplier	Amount
SUPER SERVICE PAINTING & RENOVATIONS	\$ 87,625
SUPERIOR PROPANE INC	\$ 139,227
SUPPORT SERVICES UNLIMITED	\$ 133,429
SUPPORT WAREHOUSE	\$ 70,092
SWISS CHALET MOTEL (1995) LTD.	\$ 124,556
SYNERGY EXECUTIVE & BOARDS CONSULTING	\$ 123,855
SYSCO VICTORIA, DIVISION OF SYSCO CANADA	\$ 76,219
TANAGO ENTERPRISES INC	\$ 298,012
TEAM PROJECTS INC	\$ 174,643
TECHNICAL SAFETY BC	\$ 68,423
TEEMA SOLUTIONS GROUP INC	\$ 542,323
TEKSYSTEMS CANADA CORP.	\$ 409,423
TELUS	\$ 193,990
TERMINIX CANADA	\$ 308,176
TERRAWEST ENVIRONMENTAL INC.	\$ 97,665
THE AME CONSULTING GROUP LTD	\$ 57,091
THE BRICK	\$ 199,346
THE CONDO GROUP REAL ESTATE	\$ 50,000
THE COUNTERTOP CONNECTION LTD	\$ 900,487
THE EDGE CAFE LTD	\$ 114,324
THE VIEW HOTEL LTD	\$ 105,840
THIRD FOUNDATION CONSULTING LTD	\$ 71,773
THUNDERBIRD SHOW PARK LTD	\$ 52,920
TIBCO SOFTWARE (IRELAND) LIMITED	\$ 130,632
TK ELEVATOR (CANADA) LIMITED	\$ 409,925
TL HOUSING SOLUTIONS LTD	\$ 4,919,296
TORMAX CANADA INC	\$ 38,986
TOTAL PREPARE INC	\$ 50,874
TOWNSQUARE PLANNING INC	\$ 31,634
TRAVELODGE ABBOTSFORD BAKERVIEW	\$ 1,309,830
TRAVELODGE CRANBROOK	\$ 1,003,333
TREE PEOPLE LTD	\$ 131,434
TRIDENT LOCK & SECURITY LTD	\$ 110,971
TRILOGY YALETOWN DEVELOPMENT CORPORATION	\$ 1,010,672
TRINITY PLUMBING HEATING & GAS INC	\$ 225,115
TRIPLE M HOUSING LTD	\$ 1,037,962
TROY LIFE & FIRE SAFETY LTD	\$ 93,305
TRUE NORTH HOSTELLING ASSOCIATION	\$ 1,740,163
TURACO PROJECTS CO	\$ 32,471
TWIN MAPLE CONSTRUCTION LTD	\$ 37,843
TYEE VILLAGE MOTEL	\$ 26,662
U WANT RENOVATION LTD	\$ 142,947
URBAN IMPACT	\$ 215,956

Schedule of Payments to Suppliers of Goods and Services (continued)

Supplier	Amount
URBAN MATTERS CCC LTD	\$ 118,986
V.I.P. MOTEL LTD	\$ 511,883
VALOROSO HOLDINGS INC	\$ 223,550
VANWAY KITCHENS LTD	\$ 36,437
VEME LAKE DEVELOPMENTS INC O/A HARDY VI	\$ 185,018
VENTURE ELEVATOR INC	\$ 55,042
VESTA COMMUNITY PLANNING LTD	\$ 748,399
VICTORIA DRAIN SERVICES	\$ 70,512
VICTORIA FALLS GUEST HOUSE C/O KELLY TOO	\$ 29,095
VICTOR'S ENTERPRISES LTD. DBA MOTEL 6	\$ 55,888
VIDO BUILDING REPAIRS & MAINTENANCE LTD	\$ 1,176,322
VIEW INVESTMENTS LTD. DBA COAST DISC.INN	\$ 133,222
VISCOUNT ACQUISITION ULC	\$ 232,179
WASHTUB LAUNDROMAT	\$ 26,305
WASTE CONNECTIONS OF CANADA INC	\$ 109,330
WASTE MANAGEMENT	\$ 671,849
WATSON ADVISORS INC	\$ 98,263
WCBC WESTERN COMPENSATION & BENEFITS	\$ 32,278
WCPG CONSTRUCTION LTD	\$ 92,023
WE AN-SER COMMUNICATIONS	\$ 59,895
WEATHERBEE JANITORIAL	\$ 110,670
WEBIR AUTOMATION AND CONTROL SERVICES	\$ 74,056
WELCOME TO EASTVAN MOVING LTD	\$ 126,005
WERNER SMITH MECHANICAL INC	\$ 66,716
WESCAN CONSTRUCTION LTD	\$ 429,838
WEST SIXTH CONSTRUCTION INC	\$ 102,380
WESTBANK UNITED CHURCH	\$ 57,361
WESTCANA SERVICES INC	\$ 67,023
WESTCOAST APPLIANCE CENTRE 2014 LTD	\$ 38,402
WESTERN CANADA FIRE PROTECTION	\$ 106,116
WESTVIEW CENTRE MOTEL	\$ 785,147
WESTWARD COASTAL HOMES & RENOVATIONS LTD	\$ 60,521
WHISTLER SUPERIOR PROPERTIES (2004) INC	\$ 30,257
WHITE ROCK MOTEL LTD.	\$ 1,243,314
WHITE, LUBA	\$ 57,547
WILLIAMS A.J.	\$ 107,100
WILLIAMS ENGINEERING	\$ 62,060
WILSON M. BECK INSURANCE SERVICES	\$ 53,083
WINMAR (CANADA) INTERNATIONAL LTD	\$ 418,518
WOLSELEY CANADA INC	\$ 43,216
WONG, CHARLOTTE	\$ 123,141
WSP CANADA INC	\$ 344,732
YELLOWRIDGE DESIGN BUILD LTD	\$ 50,588

Schedule of Payments to Suppliers of Goods and Services (continued)

Supplier	Amount
ZAVOSH CONSULTING INC	380,771
	\$ 364,313,840
Amount Paid \$25,000 or Less	7,786,776
Total Supplier Payment with Construction Cost	372,100,616
	-
Less: Construction Cost	226,394,925
Total Supplier Payment	\$ 145,705,691
Total Grants and Contributions Exceeding \$25,000	\$ 630,443,038



Shayne Ramsay
Chief Executive Officer
May 26, 2022

British Columbia Housing Management Commission

Reconciliation of Expenditures

For the Year Ended March 31, 2022

	<u>(\$000's)</u>
Grants and contributions	\$ 1,722,212
Employee remuneration (schedule)	86,290
Payments to suppliers (schedule)	145,706
Employee Expenses	462
Interest expense	<u>930</u>
Sub Total	<u>\$ 1,955,600</u>
Non-Cash expenditures	
Amortization	\$ 5,674
Accrued liabilities	<u>196</u>
TOTAL	<u>\$ 1,961,470</u>
Total as per audited Statement of Revenue and Expenditures	<u>\$ 1,961,470</u>